



# HOME COMFORT & LIGHT COMMERCIAL SYSTEMS 2016



# ABOUT LG

---



## About LG Electronics USA

LG Electronics USA, Inc., based in Englewood Cliffs, NJ, is the North American subsidiary of LG Electronics, Inc., a \$56 billion global force and technology leader in consumer electronics, home appliances and mobile communications. LG Electronics, a proud 2015 ENERGY STAR® Partner of the Year, sells a range of stylish and innovative home entertainment products, mobile phones, home appliances, commercial displays, air conditioning systems and solar energy solutions in the United States, all under LG's "Life's Good" marketing theme. For more news and information on LG Electronics, please visit [www.LG.com](http://www.LG.com).

## LG Electronics USA Air Conditioning Systems

The LG Electronics USA Commercial Air Conditioning business is based in Alpharetta, GA. LG is a leading player in the global air conditioning market, manufacturing both commercial and residential air conditioners and providing total sustainability and building management solutions. From consumer and individual units to industrial and specialized air conditioning systems, LG provides a wide range of products for heating, ventilating and air conditioning. For more information, please visit [www.lghvac.com](http://www.lghvac.com).

---

## DUCT-FREE SYSTEMS: A NEW WAY TO THINK ABOUT AIR CONDITIONING

LG air conditioning systems are THE smart alternative to traditional air conditioning.

For truly personalized comfort in all rooms, consider an LG Duct-Free Split air conditioning system. LG air conditioning systems make it easier to provide customized cooling and heating in every room without any bulky window units or costly ductwork, and with several indoor unit designs sure to match any décor, LG air conditioning systems can be right for every job.



### Our Commitment to You:

- QUALITY** LG air conditioning systems reflect our commitment to building high-quality products. Operating several state-of-the-art research & development facilities across the globe, LG invests heavily to ensure we are combining the best technologies with the best ideas.
- TRAINING** With several LG training academies throughout the United States and even more regional partner academies, LG makes it easy to learn about LG systems and product applications.
- PERFORMANCE** LG makes a wide range of products with powerful cooling and heating capabilities while maintaining industry-leading efficiencies and enjoyable, quiet operation for the end user.
- INNOVATION** LG has built smart technology to enhance the user's experience as well as the technician's experience during routine maintenance or service. Our continued efforts to look for the most innovative ideas in HVAC as well as our commitment to building green technologies ensures that we will continue to bring to market smarter, sustainable products.





# TABLE OF CONTENTS

---

## INTRODUCTION

---

About LG	1
LG Advantages	5
Training & Recognition	7
Installation Best Practices	8
Key Features	9

## SINGLE ZONE SYSTEMS

---

ART COOL™	
- Gallery	11
- Premier	12
- Mirror	13
Wall Mounted	
- High Efficiency	14
- Standard & Extended Piping	15
- Mega Inverter	16
Ceiling Cassette	17
High Static Ducted	18

## MULTI ZONE SYSTEMS

---

Outdoor Units	21
Indoor Units	23
Multi F MAX Piping Accessories	27
Multi Zone Combination Tables	28

## ACCESSORIES

---

Controls	61
Indoor Accessories	62
Outdoor Accessories	62
Air Technologies	62

## REFERENCE TABLES

---

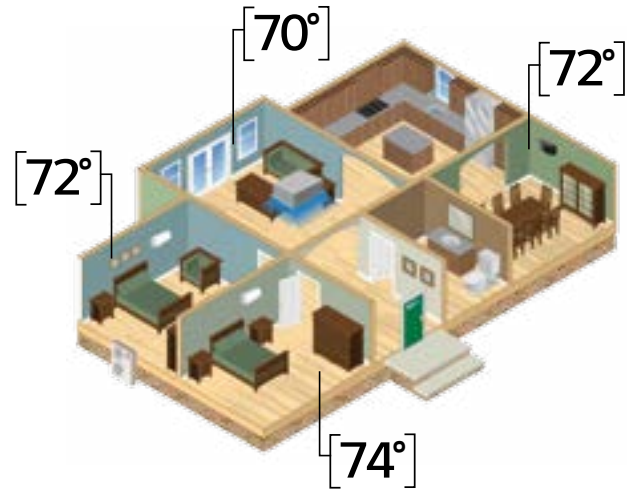
Controls & Accessories Compatibility	63
ENERGY STAR® Systems	65
Model Number Nomenclature	66

# LG ADVANTAGES



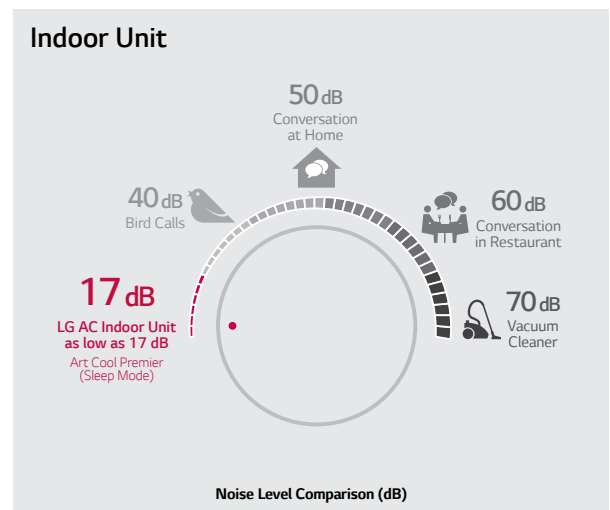
## ROOM-BY-ROOM CONTROL

With a controller for each indoor unit, LG air conditioning systems offer precise temperature settings in each zone while maximizing energy savings by heating or cooling only the zones in use.



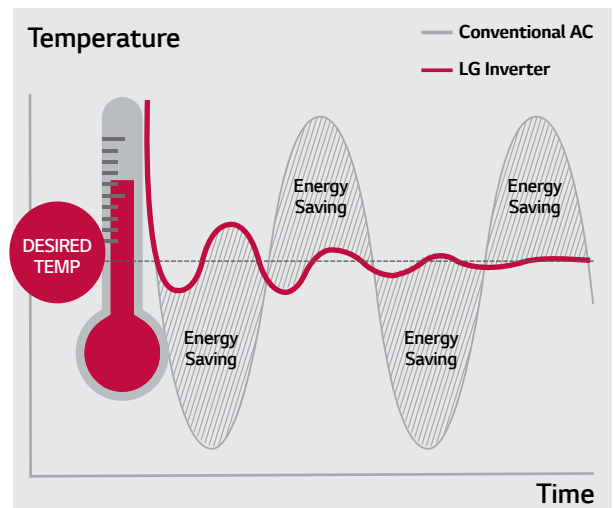
## QUIET OPERATION

LG DFS systems operate at low sound levels, thanks to LG's unique low-vibration compressor, skew fan and brushless direct current (BLDC) motor technology that eliminates unnecessary noise and allows for smooth operation.



## INVERTER TECHNOLOGY

Inverter variable-speed outdoor units are measurably quieter and use less energy than conventional air conditioners. Unlike conventional air conditioners that cycle on and off, an inverter compressor ramps up or down to match the capacity and maintain comfort levels.



# LG ADVANTAGES



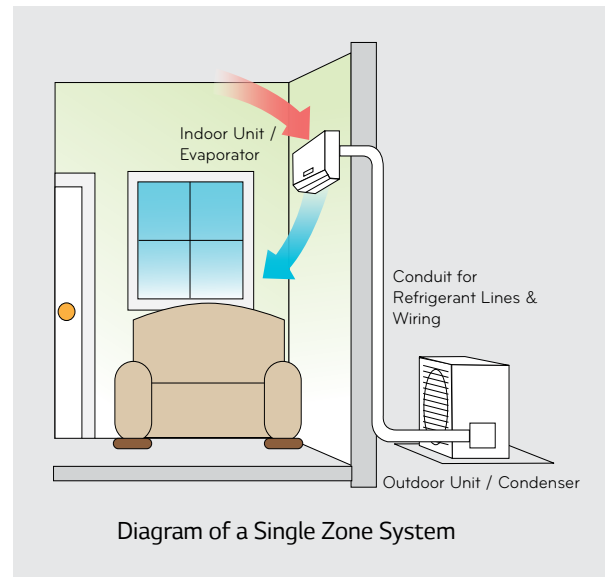
## SMART AC

Whenever, wherever, and no matter how many air conditioners you have, the LG Smart AC app and Wi-Fi adapter let you easily access and control your air conditioner from your mobile phone.



## EASY INSTALLATION & NO DUCTWORK

LG Duct-Free Systems are designed for easier and more efficient installation. They require little to no ductwork, and most indoor units can mount on any wall. Installation requires only a small hole to be drilled in the wall. Smaller indoor and outdoor units ensure space-saving convenience. Moreover, long refrigerant piping lengths allow for extra installation and design flexibility.



## AIR QUALITY

3M Micro protection filters reduce dust and microscopic particles including pollen, pet dander and odors while primary filters are antifungal and washable, reducing operation costs. Indoor units also self-clean the coil to protect against mold growth.

### Self-Cleaning Indoor Coil

The interior of the air conditioner is maintained by drying off the heat exchanger, eliminating unwanted mold and odors.



### MICRO Dust Filter Powered by 3M Tech

3M Micro protection filter, a high air flow filter with low noise, collects harmful microscopic substances including pollen and fine dust.



### Air Filter

This primary filter captures dust size over 10µm.



# TRAINING & RECOGNITION

---



## Training

The LG US Air Conditioning division is headquartered near Atlanta in Alpharetta, GA, along with a full training academy. Additional training academies are located in California, Texas and New Jersey. Since 2008, our academies have trained thousands on the advantages of LG air conditioning systems, and even more have been trained through LG's online training modules. Classes are taught by world-class trainers with years of experience in ductless technology, and topics cover everything from installation to service for the full range of LG air conditioning products.

For HVAC professionals, LG offers online instruction via our Learning Management System and classroom training at our training academies, strategically placed throughout the country. Training is open to all contractors; ask your LG Electronics authorized distributor for details.

For more information and to find out how you can be part of the next training class near you, visit [lg.learnernation.com](http://lg.learnernation.com).

## Service Tools

As part of our commitment to innovation, LG has developed innovative ways to enhance the service technician's experience during routine maintenance or service with these tools:

- **LG SIMS (Smart Inverter Monitoring System)** connects to select outdoor units and allows technicians to troubleshoot accurately by interfacing directly with the unit and following step-by-step troubleshooting guidelines via a free smartphone app developed by LG factory engineers.
- **LG Telepresence** connects technicians in the field directly to LG Technical Assistance representatives via a live video feed through the technician's smartphone, allowing you to bring LG technical support with you to any jobsite.



### TAKE YOUR BUSINESS TO NEW LEVELS

The LG Excellence Contractor Program provides training and recognition for contractors who install LG Home Comfort Solutions and Light Commercial Systems, helping to set you apart from your competitors. Along with great incentives and recognition, the LG Excellence Contractor Program provides an enhanced warranty, a website listing with LG Excellence designation on the LG contractor locator, consumer lead referrals and advertising materials. To find out how to put these tools to work for you, visit [lghvac.com/excellence](http://lghvac.com/excellence).



# INSTALLATION BEST PRACTICES

For jobs small to large, look for opportunities to use LG systems everywhere! Explore the many applications of LG single- and multi-zone systems: whole home renovations, older system replacements, home additions, energy savings opportunities, hot or cold zones ... and many, many more!

Paramount to the success of an LG air conditioning system is proper sizing and installation. With the proper installation per factory guidelines found in the installation manual, LG systems offer significant advantages over traditional air conditioning systems like increased energy efficiency, customizable design aesthetics and comfort control, room by room.

## Unit Placement (Indoor & Outdoor)

- Leave appropriate clearances on all sides for all indoor and outdoor units to allow for proper airflow and for service access
- Include space for drainage to ensure condensate flows properly out of the unit
- Units should be properly anchored to prevent unnecessary vibrations

*Additionally for indoor units:*

- Keep unit away from any indoor steam or excessive heat
- No obstacles should be placed around unit
- Do not install near a doorway
- Condensation drain should be routed away from the unit

## Wiring

- Use wire that fulfills or exceeds the minimum wire requirements:
  - Multi F MAX to BD box: 16-4
  - All other wiring: 18-4
- L1 and L2 are polarity sensitive on all models
- Indoor units are 208/230 volts (or 115 volt on the Mega HXV)
- Terminal 3 is 115 volts
- Never use wire nuts or splices in wiring
- Use non-insulated spade connectors on all terminal connections
- Use a JIS screwdriver on terminal block to avoid stripping out the screws
- Only a dedicated electrical circuit is allowed
- Always ground indoor and outdoor unit
- Only connect 1 end of the shielded cable if using shielded wire

**\*NOTE\*** All wiring must comply with applicable local and national codes

## Piping

- Use only the correct line sizes as determined by the indoor unit
- Use only copper refrigerant piping
- Insulate both refrigerant lines independently of each other
- Flare connections using a 45-degree flaring tool
- Consider Flarette fittings for all connections and torque flares to specs
- Do not exceed the maximum pipe length or install less than the required minimum
- Do not make vertical loops in the refrigerant piping
- Support pipe runs from sagging or bending

## Charging

- Leak test with dry nitrogen to at least 550 p.s.i.
- Never use anything but soap bubbles designed for HVAC leak testing
- Use only an approved evacuation hose for proper evacuation and leak testing
- If possible, remove cores from system prior to starting evacuation
- Start with fresh vacuum pump oil and evacuate to less than 500 microns
- If refrigerant is added, use an electronic scale and weigh in the precise amount
- Open service valves prior to energizing the unit

## Installation and Service Tools:

- Quality Flaring Tool
- Digital Refrigerant Charging Scale
- Torque Wrench
- JIS Screwdriver
- Micron Gauge
- Vacuum Pump
- High-Quality Multimeter



# KEY FEATURES




## STYLISH DESIGN


LG air conditioning systems come in a variety of indoor units, including the Art Cool Gallery, which includes a panel that works like a customizable picture frame. For Single Zone and Multi F systems, mix and match from several different designs and capacities to match load demands appropriately while maintaining the aesthetic of any décor.



## OPTIMIZED AIRFLOW



**Jet Cool / Jet Heat Mode** operates the unit at a high speed for up to 30 minutes to quickly cool or heat a room.



**Swirl Wind / Chaos Wind** allows for customized louver and fan speed operation to create a stronger, wider airflow for reduced temperature stratification and to provide more natural air circulation.



**Auto Operation** adjusts the temperature and fan speed automatically to match the user's preference from three levels of comfort.



**Art Cool Gallery 3D Airflow** uniquely provides three-directional airflow for more natural and effective air circulation.



## DEHUMIDIFYING MODE

Uses sensors in the indoor unit to accurately measure room temperature and control humidity by adjusting the set point and fan speed.



## DEFROST CONTROL

Removes frost from the outdoor coil when ambient outdoor temperatures are low and simultaneously shuts down the indoor fan to prevent cold air from being blown into the controlled space.




## AUTO SLEEP MODE

Automatically increases the temperature setting 2°F twice in 30 minute increments. The indoor unit shuts off when the timer setting is reached.



## AUTO RESTART

Automatically restarts the system after a power failure.


































## GOLD FIN

**Gold Fin™ Coating** is an anticorrosion coating to help protect your system from corrosive elements, allowing the coil to maintain excellent heat transfer properties for an extended time.



# SINGLE ZONE SYSTEMS

## Lineup

		kBtu	9	12	18	24	30	36	42
Art Cool	Gallery								
	Premier								
	Mirror								
Wall-Mounted	High Efficiency / Standard								
	Extended Piping								
Mega Inverter	208/230V								
	115V								
Light Commercial	Ceiling Cassette								
	High Static Ducted								

# ART COOL GALLERY



LA090HVP

LA120HVP

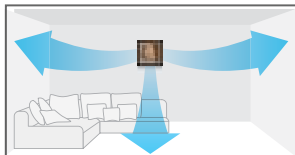


Model	Specification	Unit	LA090HVP	LA120HVP
	Indoor Unit		LAN090HVP	LAN120HVP
	Outdoor Unit		LAU090HVP	LAU120HVP
Capacity	Rated Cooling Capacity	Btu/h	9,000	11,200
	Cooling Capacity Range	Btu/h	4,436 - 11,942	4,436 - 13,648
	Rated Heating Capacity	Btu/h	10,800	13,300
	Heating Capacity Range	Btu/h	4,436 - 14,330	4,436 - 17,060
	Max Heating Capacity at 17°F	Btu/h	10,960	13,500
	SEER, EER		16, 12.5	16, 12
	HSPF		8.2	8.2
Power	Voltage (IDU)	V, Ø, Hz	208/230-1-60	208/230-1-60
	Voltage (ODU)	V, Ø, Hz	208/230-1-60	208/230-1-60
	Cooling Power Input	kW	0.72	0.93
	Heating Power Input	kW	0.85	1.25
	MCA, MOCP	A	10, 15	10, 15
	Power/Communication Wiring <sup>4</sup>	No. x AWG	4 x 18	4 x 18
	Rated Amps Cool/Heat	A	7.3/8.1	7.3/8.1
Operating Range	Heating Operation Range	°F WB	14 - 65	14 - 65
	Cooling Operation Range	°F DB	14 - 118	14 - 118
	Optional Wind Baffle <sup>5</sup>	Yes (0°F)	Yes (0°F)	Yes (0°F)
	IDU Operation Range Cooling	°F WB	53 - 75	53 - 75
	IDU Operation Range Heating	°F DB	60 - 86	60 - 86
	Setpoint Range Cooling	°F	64 - 86	64 - 86
	Setpoint Range Heating	°F	60 - 86	60 - 86
Dimensions	IDU Dimensions (WxHxD)	in	23-5/8x23-5/8x5-3/4	23-5/8x23-5/8x5-3/4
	ODU Dimensions (WxHxD)	in	30-5/16x21-1/2x11-5/16	30-5/16x21-1/2x11-5/16
Weight	IDU Weight (Net/Shipping)	lbs	31/34	31/34
	ODU Weight (Net/Shipping)	lbs	78/82	78/82
Unit Data	Airflow (Max/H/M/L)	CFM	370/335/311/247	370/346/311/247
	Dehumidification	pts/hr	2.54	3.17
	Compressor Type		Rotary	Rotary
	Refrigerant Type		R410A	R410A
Sound Pressure	Indoor (H/M/L)	dB(A)	42/36/32	42/36/32
	Outdoor Max	dB(A)	45	45
Piping	Liquid Line	in	1/4	1/4
	Suction Line	in	3/8	3/8
	Pipe Length (Min/Max)	ft	9.8/49.2	9.8/49.2
	Max Pipe Elevation	ft	22.9	22.9
	Precharge Pipe Length	ft	24.6	24.6
	Additional Refrigerant	oz/ft	0.22	0.22
	Drain (OD, ID)	in	27/32, 5/8	27/32, 5/8
Warranty	Warranty (Parts, Comp)		5, 7	5, 7
Controller	Supplied		AKB73635606	AKB73635606

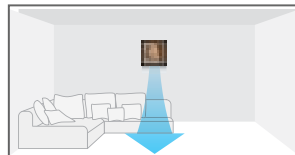
## Digital Airflow Control

The airflow can be controlled to ensure maximum comfort and convenience.

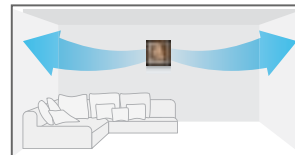
Normal



Jet Cool



Sleep Mode



## Customizable Picture Frame

With LG's revolutionary Art Cool Gallery, you can change the look of your air conditioner to whatever you want, whenever you want.





# ART COOL PREMIER

LA090HYV1

LA120HYV1



Model	Specifications	Unit	LA090HYV1	LA120HYV1
	Indoor Unit		LAN090HYV1	LAN120HYV1
	Outdoor Unit		LAU090HYV1	LAU120HYV1
Capacity	Rated Cooling Capacity	Btu/h	9,000	11,000
	Cooling Capacity Range	Btu/h	1,023 - 12,966	1,023 - 13,785
	Rated Heating Capacity	Btu/h	11,000	12,000
	Heating Capacity Range	Btu/h	1,023 - 20,472	1,023 - 22,178
	Max Heating Capacity at 17°F	Btu/h	11,940	14,650
	Max Heating Capacity at 5°F	Btu/h	11,220	13,630
	Max Heating Capacity at -13°F	Btu/h	7,870	9,520
	SEER, EER			27.5, 15.65
	HSPF		12	12
Power	Voltage (IDU)	V, Ø, Hz	208/230-1-60	208/230-1-60
	Voltage (ODU)	V, Ø, Hz	208/230-1-60	208/230-1-60
	Cooling Power Input	kW	0.58	0.8
	Heating Power Input	kW	0.71	0.75
	MCA, MOCP	A	11.2, 15	11.2, 15
	Power/Communication Wiring <sup>4</sup>	No. x AWG	4 x 18	4 x 18
	Rated Amps Cool/Heat	A	8.7/8.7	8.7/8.7
Operating Range	Heating Operation Range	°F WB	-13 - 65	-13 - 65
	Cooling Operation Range	°F DB	14-118	14-118
	Optional Wind Baffle <sup>6</sup>		Yes (0°F)	Yes (0°F)
	IDU Operation Range Cooling	°F WB	53 - 75	53 - 75
	IDU Operation Range Heating	°F DB	60 - 86	60 - 86
	Setpoint Range Cooling	°F	64 - 86	64 - 86
	Setpoint Range Heating	°F	60 - 86	60 - 86
Dimensions	IDU Dimensions (WxHxD)	in	34-7/16x11-5/8x9-1/4	34-7/16x11-5/8x9-1/4
	ODU Dimensions (WxHxD)	in	30-5/16x21-1/2x11-5/16	30-5/16x21-1/2x11-5/16
Weight	IDU Weight (Net/Shipping)	lbs	24/30	24/30
	ODU Weight (Net/Shipping)	lbs	77/82	77/82
Unit Data	Airflow (Max/H/M/L)	CFM	547/494/417/283	547/494/417/283
	Dehumidification	pts/hr	3.20	3.60
	Compressor Type		Twin Rotary	Twin Rotary
	Refrigerant Type		R410A	R410A
Sound Pressure	Indoor (H/M/L/SL)	dB(A)	42/36/25/17	42/36/25/17
	Outdoor Max	dB(A)	45	45
Piping	Liquid Line	in	1/4	1/4
	Suction Line	in	3/8	3/8
	Pipe Length (Min/Max)	ft	6.6/65.6	6.6/65.6
	Max Pipe Elevation	ft	32.8	32.8
	Precharge Pipe Length	ft	41	41
	Additional Refrigerant	oz/ft	0.22	0.22
	Drain (OD, ID)	in	27/32, 5/8	27/32, 5/8
Warranty	Warranty (Parts, Comp)		5, 7	5, 7
Controller	Supplied		AKB73835320	AKB73835320

Note:

- Rated capacity at 0 ft. above sea level with 25 ft. of refrigerant line and a 0 ft. level difference between outdoor and indoor unit.
- Rated cooling capacity obtained with air entering the indoor unit at 80°F dry bulb (DB) and 67°F wet bulb (WB) and outdoor ambient conditions of 95°F dry bulb (DB) and 75°F wet bulb (WB). Rated heating capacity obtained with air entering the indoor unit at 70°F dry bulb (DB) and 60°F wet bulb (WB) and outdoor ambient conditions of 47°F dry bulb (DB) and 43°F wet bulb (WB). For capacity information, see engineering manual capacity tables.
- Sound pressure levels are tested in an anechoic chamber under ISO Standard 3745 and are the same in both cooling and heating mode. These values can increase due to ambient conditions during operation.
- All power/communication wiring minimum 4-conductor, stranded, shielded, and must comply with applicable local and national codes.
- Piping lengths are equivalent.
- Installation of an optional Low Ambient Wind Baffle Kit will allow operation down to 0°F in cooling mode for applicable outdoor units.
- Due to our policy of innovation, some specifications may be changed without notification.

# ART COOL MIRROR



LA090HSV4  
LA120HSV4  
LA180HSV4  
LA240HSV3



Model	Specification	Unit	LA090HSV4	LA120HSV4	LA180HSV4	LA240HSV3
	Indoor Unit		LAN090HSV4	LAN120HSV4	LAN180HSV4	LAN240HSV3
	Outdoor Unit		LSU090HSV4	LSU120HSV4	LSU180HSV4	LAU240HSV3
Capacity <sup>1,2</sup>	Rated Cooling Capacity	Btu/h	9,000	11,200	18,200	22,000
	Cooling Capacity Range	Btu/h	1,023 - 12,625	1,023 - 13,785	3,070 - 29,515	3,070 - 30,030
	Rated Heating Capacity	Btu/h	10,800	13,300	22,000	27,600
	Heating Capacity Range	Btu/h	1,023 - 17,061	1,023 - 22,178	3,070 - 38,898	3,070 - 38,898
	Max Heating Capacity at 17°F	Btu/h	11,080	13,500	22,340	28,020
	Max Heating Capacity at 5°F	Btu/h	9,570	11,670	19,300	24,220
	Max Heating Capacity at -4°F	Btu/h	8,310	10,140	16,760	21,030
	SEER, EER		21.5, 13.3	21.5, 12.5	20.5, 12.6	20.0, 10.8
Power	HSPF		10.8	11	9.7	10.0
	Voltage (IDU)	V, Ø, Hz	208/230-1-60	208/230-1-60	208/230-1-60	208/230-1-60
	Voltage (ODU)	V, Ø, Hz	208/230-1-60	208/230-1-60	208/230-1-60	208/230-1-60
	Cooling Power Input	kW	0.68	0.90	1.45	2.04
	Heating Power Input	kW	0.70	1.00	1.76	2.67
	MCA, MOCP	A	10, 15	10, 15	19, 25	19, 25
	Power/Communication Wiring <sup>4</sup>	No. x AWG	4 x 18	4 x 18	4 x 18	4 x 18
	Rated Amps Cool/Heat	A	8.7/8.7	8.7/8.7	15.4/15.4	15.4/15.4
Operating Range	Heating Operation Range	°F WB	-4 - 65	-4 - 65	-4 - 65	-4 - 65
	Cooling Operation Range	°F DB	14 - 118	14 - 118	14 - 118	14 - 118
	Optional Wind Baffle <sup>6</sup>		Yes (0°F)	Yes (0°F)	Yes (0°F)	Yes (0°F)
	IDU Operation Range Cooling	°F WB	53 - 75	53 - 75	53 - 75	53 - 75
	IDU Operation Range Heating	°F DB	60 - 86	60 - 86	60 - 86	60 - 86
	Setpoint Range Cooling	°F	64 - 86	64 - 86	64 - 86	64 - 86
	Setpoint Range Heating	°F	60 - 86	60 - 86	60 - 86	60 - 86
	Dimensions	IDU Dimensions (WxHxD)	in	34-13/16 x 11-1/4 x 8-1/16	34-13/16 x 11-1/4 x 8-1/16	40-9/16 x 12-13/16 x 9-11/16
ODU Dimensions (WxHxD)		in	30-5/16 x 21-1/2 x 11-5/16	30-5/16 x 21-1/2 x 11-5/16	34-1/4 x 31-1/2 x 12-19/32	34-1/4 x 31-1/2 x 12-19/32
Weight	IDU Weight (Net/Shipping)	lbs	24/29	24/29	32/39	32/39
	ODU Weight (Net/Shipping)	lbs	75/79	75/79	121/131	121/131
Unit Data	Airflow (Max/H/M/L)	CFM	423/335/272/191	423/353/272/191	735/622/509/399	735/622/509/399
	Dehumidification	pts/hr	2.30	2.30	5.5	5.5
	Compressor Type		Rotary	Rotary	Twin Rotary	Twin Rotary
	Refrigerant Type		R410A	R410A	R410A	R410A
Sound Pressure	Indoor (H/M/L/SL)	dB(A)	38/33/23/19	39/33/23/19	45/40/35/29	45/40/35/29
	Outdoor Max	dB(A)	45	45	53	53
Piping	Liquid Line	in	1/4	1/4	3/8	3/8
	Suction Line	in	3/8	3/8	5/8	5/8
	Pipe Length (Min/Max)	ft	6.6/65.6	6.6/65.6	9.84/98.4	9.84/98.4
	Max Pipe Elevation	ft	32.8	32.8	49.2	49.2
	Precharge Pipe Length	ft	41	41	24.6	24.6
	Additional Refrigerant	oz/ft	0.22	0.22	0.38	0.38
	Drain (OD, ID)	in	27/32, 5/8	27/32, 5/8	27/32, 5/8	27/32, 5/8
Warranty	Warranty (Parts, Comp)		5, 7	5, 7	5, 7	5, 7
Controller	Supplied		AKB73835317	AKB73835317	AKB73835317	AKB73835320

Note:

- Rated capacity at 0 ft. above sea level with 25 ft. of refrigerant line and a 0 ft. level difference between outdoor and indoor unit.
- Rated cooling capacity obtained with air entering the indoor unit at 80°F dry bulb (DB) and 67°F wet bulb (WB) and outdoor ambient conditions of 95°F dry bulb (DB) and 75°F wet bulb (WB). Rated heating capacity obtained with air entering the indoor unit at 70°F dry bulb (DB) and 60°F wet bulb (WB) and outdoor ambient conditions of 47°F dry bulb (DB) and 43°F wet bulb (WB). For capacity information, see engineering manual capacity tables.
- Sound pressure levels are tested in an anechoic chamber under ISO Standard 3745 and are the same in both cooling and heating mode. These values can increase due to ambient conditions during operation.
- All power/communication wiring minimum 4-conductor, stranded, shielded, and must comply with applicable local and national codes.
- Piping lengths are equivalent.
- Installation of an optional Low Ambient Wind Baffle Kit will allow operation down to 0°F in cooling mode for applicable outdoor units.
- Due to our policy of innovation, some specifications may be changed without notification.

# HIGH EFFICIENCY WALL MOUNTED



LS090HSV4  
LS120HSV4  
LS180HSV4  
LS240HSV3



Model	Specification	Unit	LS090HSV4	LS120HSV4	LS180HSV4	LS240HSV3
Capacity	Indoor Unit		LSN090HSV4	LSN120HSV4	LSN180HSV4	LSN240HSV3
	Outdoor Unit		LSU090HSV4	LSU120HSV4	LSU180HSV4	LSU240HSV3
	Rated Cooling Capacity	Btu/h	9,000	11,200	18,200	22,000
	Cooling Capacity Range	Btu/h	1,023 - 12,625	1,023 - 13,785	3,070 - 29,515	3,070 - 30,030
	Rated Heating Capacity	Btu/h	10,800	13,300	22,000	27,600
	Heating Capacity Range	Btu/h	1,023 - 17,061	1,023 - 22,178	3,070 - 38,898	3,070 - 38,900
	Max Heating Capacity at 17°F	Btu/h	11,080	13,500	22,340	28,020
	Max Heating Capacity at 5°F	Btu/h	9,570	11,670	19,300	24,220
	Max Heating Capacity at -4°F	Btu/h	8,310	10,140	16,760	21,030
	SEER, EER		21.5, 13.3	21.5, 12.5	20.5, 12.6	20.0, 12.5
HSPF		10.8	11	9.7	10.2	
Power	Voltage (IDU)	V, Ø, Hz	208/230-1-60	208/230-1-60	208/230-1-60	208/230-1-60
	Voltage (ODU)	V, Ø, Hz	208/230-1-60	208/230-1-60	208/230-1-60	208/230-1-60
	Cooling Power Input	kW	0.68	0.90	1.45	1.76
	Heating Power Input	kW	0.70	1.00	1.76	2.38
	MCA, MOCP	A	10, 15	10, 15	19, 25	19, 25
	Power/Communication Wiring <sup>4</sup>	No. x AWG	4 x 18	4 x 18	4 x 18	4 x 18
	Rated Amps Cool/Heat	A	8.7/8.7	8.7/8.7	15.4/15.4	15.4/15.4
Operating Range	Heating Operation Range	°F WB	-4 - 65	-4 - 65	-4 - 65	-4 - 65
	Cooling Operation Range	°F DB	14 - 118	14 - 118	14 - 118	14 - 118
	Optional Wind Baffle <sup>5</sup>		Yes (0°F)	Yes (0°F)	Yes (0°F)	Yes (0°F)
	IDU Operation Range Cooling	°F WB	53 - 75	53 - 75	53 - 75	53 - 75
	IDU Operation Range Heating	°F DB	60 - 86	60 - 86	60 - 86	60 - 86
	Setpoint Range Cooling	°F	64 - 86	64 - 86	64 - 86	64 - 86
	Setpoint Range Heating	°F	60 - 86	60 - 86	60 - 86	60 - 86
Dimensions	IDU Dimensions (WxHxD)	in	34-13/16 x 11-1/4 x 8-1/4	34-13/16 x 11-1/4 x 8-1/4	40-9/16 x 12-13/16 x 9-13/16	47-19/32 x 13-5/8 x 8-1/16
	ODU Dimensions (WxHxD)	in	30-5/16 x 21-1/2 x 11-5/16	30-5/16 x 21-1/2 x 11-5/16	34-1/4 x 31-1/2 x 12-19/32	34-1/4 x 31-1/2 x 12-19/32
Weight	IDU Weight (Net/Shipping)	lbs	20/26	20/26	31/36	36/42
	ODU Weight (Net/Shipping)	lbs	75/79	75/79	121/131	128/137
Unit Data	Airflow (Max/H/M/L)	CFM	423/353/272/191	423/353/272/191	735/622/509/399	883/742/629/424
	Dehumidification	pts/hr	2.30	2.30	5.50	6.00
	Compressor Type		Rotary	Rotary	Twin Rotary	Twin Rotary
	Refrigerant Type		R410A	R410A	R410A	R410A
Sound Pressure	Indoor (H/M/L/SL)	dB(A)	38/33/23/19	39/33/23/19	45/40/35/29	46/43/39/37
	Outdoor Max	dB(A)	45	45	53	55
Piping	Liquid Line	in	1/4	1/4	3/8	3/8
	Suction Line	in	3/8	3/8	5/8	5/8
	Pipe Length (Min/Max)	ft	6.6/65.6	6.6/65.6	9.84/98.4	9.84/98.4
	Max Pipe Elevation	ft	32.8	32.8	49.2	49.2
	Precharge Pipe Length	ft	41	41	24.6	24.6
	Additional Refrigerant	oz/ft	0.22	0.22	0.38	0.38
	Drain (OD, ID)	in	27/32, 5/8	27/32, 5/8	27/32, 5/8	27/32, 5/8
Warranty	Warranty (Parts, Comp)		5, 7	5, 7	5, 7	5, 7
Controller	Supplied		AKB73835317	AKB73835317	AKB73835317	AKB73835313

Note:

1. Rated capacity at 0 ft. above sea level with 25 ft. of refrigerant line and a 0 ft. level difference between outdoor and indoor unit.
2. Rated cooling capacity obtained with air entering the indoor unit at 80°F dry bulb (DB) and 67°F wet bulb (WB) and outdoor ambient conditions of 95°F dry bulb (DB) and 75°F wet bulb (WB). Rated heating capacity obtained with air entering the indoor unit at 70°F dry bulb (DB) and 60°F wet bulb (WB) and outdoor ambient conditions of 47°F dry bulb (DB) and 43°F wet bulb (WB). For capacity information, see engineering manual capacity tables.
3. Sound pressure levels are tested in an anechoic chamber under ISO Standard 3745 and are the same in both cooling and heating mode. These values can increase due to ambient conditions during operation.
4. All power/communication wiring minimum 4-conductor, stranded, shielded, and must comply with applicable local and national codes.
5. Piping lengths are equivalent.
6. Installation of an optional Low Ambient Wind Baffle Kit will allow operation down to 0°F in cooling mode for applicable outdoor units.
7. Due to our policy of innovation, some specifications may be changed without notification.

# STANDARD & EXTENDED PIPING WALL MOUNTED



LS307HV3 / LS360HV3



LS240HLV / LS300HLV / LS360HLV



Model	Specification	Unit	LS307HV3	LS360HV3	LS240HLV	LS300HLV	LS360HLV
	Indoor Unit		LSN307HV3	LSN360HV3	LSN240HLV	LSN300HLV	LSN360HLV
	Outdoor Unit		LSU307HV3	LSU360HV3	LSU240HLV	LSU300HLV	LSU360HLV
Capacity	Rated Cooling Capacity	Btu/h	30,000	33,000	22,000	30,000	33,000
	Cooling Capacity Range	Btu/h	3,070 - 34,000	3,070 - 34,000	3,070 - 29,515	3,070 - 34,000	3,070 - 34,000
	Rated Heating Capacity	Btu/h	32,000	35,200	27,000	32,000	35,200
	Heating Capacity Range	Btu/h	3,070 - 38,900	3,070 - 38,900	3,070 - 38,898	3,070 - 38,898	3,070 - 38,898
	Max Heating Capacity at 17°F	Btu/h	32,490	35,740	27,410	32,490	35,740
	Max Heating Capacity at 5°F	Btu/h	28,080	30,890	23,690	28,080	30,890
	Max Heating Capacity at -4°F	Btu/h	24,390	26,820	20,580	24,390	26,820
	SEER, EER		18, 10.0	16.1, 8.2	21.5, 12.5	18.5, 10.0	17.5, 8.2
	HSPF		9.5	9.9	11	10.0	10
Power	Voltage (IDU)	V, Ø, Hz	208/230-1-60	208/230-1-60	208/230-1-60	208/230-1-60	208/230-1-60
	Voltage (ODU)	V, Ø, Hz	208/230-1-60	208/230-1-60	208/230-1-60	208/230-1-60	208/230-1-60
	Cooling Power Input	kW	3.00	4.04	1.76	3.00	4.04
	Heating Power Input	kW	3.10	3.84	2.38	3.10	3.84
	MCA, MOCP	A	19, 25	19, 25	23, 35	23, 35	23, 35
	Power/Communication Wiring <sup>4</sup>	No. x AWG	4 x 18	4 x 18	4 x 18	4 x 18	4 x 18
	Rated Amps Cool/Heat	A	15.4/15.4	15.4/15.4	17.55/17.55	17.55/17.55	17.55/17.55
Operating Range	Heating Operation Range	°F WB	-4 - 65	-4 - 65	-4 - 65	-4 - 65	-4 - 65
	Cooling Operation Range	°F DB	14 - 118	14 - 118	14 - 118	14 - 118	14 - 118
	Optional Wind Baffle <sup>6</sup>	Yes (0°F)	Yes (0°F)	Yes (0°F)	Yes (0°F)	Yes (0°F)	Yes (0°F)
	IDU Operation Range Cooling	°F WB	53 - 75	53 - 75	53 - 75	53 - 75	53 - 75
	IDU Operation Range Heating	°F DB	60 - 86	60 - 86	60 - 86	60 - 86	60 - 86
	Setpoint Range Cooling	°F	64 - 86	64 - 86	64 - 86	64 - 86	64 - 86
	Setpoint Range Heating	°F	60 - 86	60 - 86	60 - 86	60 - 86	60 - 86
	Dimensions	IDU Dimensions (WxHxD)	in	47-19/32x13-5/8x8-1/16	47-19/32x13-5/8x8-1/16	46-7/8x13-5/8x10-7/16	46-7/8x13-5/8x10-7/16
ODU Dimensions (WxHxD)		in	34-1/4x31-1/2x12-19/32	34-1/4x31-1/2x12-19/32	34-1/4x31-1/2x12-5/8	34-1/4x31-1/2x12-5/8	34-1/4x31-1/2x12-5/8
Weight	IDU Weight (Net/Shipping)	lbs	36/42	36/42	40/46	40/46	40/46
	ODU Weight (Net/Shipping)	lbs	128/137	128/137	125/133	125/133	125/133
Unit Data	Airflow (Max/H/M/L)	CFM	883/742/629/424	883/770/629/424	953/848/706/530	953/848/706/530	953/848/706/530
	Dehumidification	pts/hr	10.60	10.60	5.6	5.91	6.50
	Compressor Type		Twin Rotary	Twin Rotary	Twin Rotary	Twin Rotary	Twin Rotary
	Refrigerant Type		R410A	R410A	R410A	R410A	R410A
Sound Pressure	Indoor (H/M/L/SL)	dB(A)	49/44/39/37	49/44/39/37	49/44/40/37	49/44/40/37	49/44/40/37
	Outdoor Max	dB(A)	55	55	55	55	55
Piping	Liquid Line	in	3/8	3/8	3/8	3/8	3/8
	Suction Line	in	5/8	5/8	5/8	5/8	5/8
	Pipe Length (Min/Max)	ft	9.84/98.4	9.84/98.4	9.84/164	9.84/164	9.84/164
	Max Pipe Elevation	ft	49.2	49.2	98.4	98.4	98.4
	Precharge Pipe Length	ft	24.6	24.6	24.6	24.6	24.6
	Additional Refrigerant	oz/ft	0.38	0.38	0.38	0.38	0.38
	Drain (OD, ID)	in	27/32, 5/8	27/32, 5/8	27/32, 5/8	27/32, 5/8	27/32, 5/8
Warranty	Warranty (Parts, Comp)		5, 7	5, 7	5, 7	5, 7	
Controller	Supplied		AKB74055401	AKB74055401	AKB74055401	AKB74055401	

Note:

- Rated capacity at 0 ft. above sea level with 25 ft. of refrigerant line and a 0 ft. level difference between outdoor and indoor unit.
- Rated cooling capacity obtained with air entering the indoor unit at 80°F dry bulb (DB) and 67°F wet bulb (WB) and outdoor ambient conditions of 95°F dry bulb (DB) and 75°F wet bulb (WB).
- Rated heating capacity obtained with air entering the indoor unit at 70°F dry bulb (DB) and 60°F wet bulb (WB) and outdoor ambient conditions of 47°F dry bulb (DB) and 43°F wet bulb (WB).
- For capacity information, see engineering manual capacity tables.
- Sound pressure levels are tested in an anechoic chamber under ISO Standard 3745 and are the same in both cooling and heating mode. These values can increase due to ambient conditions during operation.
- All power/communication wiring minimum 4-conductor, stranded, shielded, and must comply with applicable local and national codes.
- Piping lengths are equivalent.
- Installation of an optional Low Ambient Wind Baffle Kit will allow operation down to 0°F in cooling mode for applicable outdoor units.
- Due to our policy of innovation, some specifications may be changed without notification.



# MEGA INVERTER



LS090HEV1  
LS090HXV  
LS120HEV1  
LS120HXV  
LS180HEV1  
LS240HEV1



Model	System Model#	Unit	LS090HEV1	LS090HXV	LS120HEV1	LS120HXV	LS180HEV1	LS240HEV1
	Indoor Unit		LSN090HEV1	LSN090HXV	LSN120HEV1	LSN120HXV	LSN180HEV1	LSN240HEV1
	Outdoor Unit		LSU090HEV1	LSU090HXV	LSU120HEV1	LSU120HXV	LSU180HEV1	LSU240HEV1
Capacity	Rated Cooling Capacity	Btu/h	8,500	8,500	12,000	12,000	17,000	22,000
	Cooling Capacity Range	Btu/h	3,070 - 9,500	1,023 - 13,785	3,070 - 13,780	1,023 - 13,785	3,685 - 18,493	3,685 - 24,000
	Rated Heating Capacity	Btu/h	9,000	10,900	12,000	13,000	19,000	22,000
	Heating Capacity Range	Btu/h	3,070 - 10,500	1,023 - 22,178	3,070 - 13,780	1,023 - 22,178	3,685 - 22,997	3,685 - 24,226
	Max Heating Capacity at 17°F	Btu/h	9,140	11,070	12,180	13,200	19,290	22,340
	SEER, EER		19.0, 12.5	17.0, 12.01	17.0, 10.52	17.0, 10.5	18.0, 10.97	17.0, 10.76
	HSPF		9.0	9.0	9.2	9.0	9.0	9.0
Power	Voltage (IDU)	V, Ø, Hz	208/230-1-60	115-1-60	208/230-1-60	115-1-60	208/230-1-60	208/230-1-60
	Voltage (ODU)	V, Ø, Hz	208/230-1-60	115-1-60	208/230-1-60	115-1-60	208/230-1-60	208/230-1-60
	Cooling Power Input	kW	0.68	0.71	1.14	1.14	1.55	2.04
	Heating Power Input	kW	0.78	0.88	0.98	1.09	1.59	1.94
	MCA, MOCP	A	10, 15	13.5, 20	10, 15	13.5, 20	12, 20	15, 20
	Power/Communication Wiring <sup>4</sup>	No. x AWG	4 x 18	4 x 18	4 x 18	4 x 18	4 x 18	4 x 18
	Rated Amps Cool/Heat	A	7.5/7.5	10.4/10.4	7.5/7.5	10.4/10.4	9.61/9.41	11.52/11.08
Operating Range	Heating Operation Range	°F WB	14 - 65	14 - 65	14 - 65	14 - 65	14 - 65	14 - 65
	Cooling Operation Range	°F DB	14 - 118	14 - 118	14 - 118	14 - 118	14 - 118	14 - 118
	Optional Wind Baffle <sup>6</sup>		No	No	No	No	No	No
	IDU Operation Range Cooling	°F WB	53 - 75	53 - 75	53 - 75	53 - 75	53 - 75	53 - 75
	IDU Operation Range Heating	°F DB	60 - 86	60 - 86	60 - 86	60 - 86	60 - 86	60 - 86
	Setpoint Range Cooling	°F	64 - 86	64 - 86	64 - 86	64 - 86	64 - 86	64 - 86
	Setpoint Range Heating	°F	60 - 86	60 - 86	60 - 86	60 - 86	60 - 86	60 - 86
Dimensions	IDU Dimensions (WxHxD)	in	29-3/4x10-7/16x7-1/4	34-27/32x11-1/4x8-9/32	34-13/16x11-1/4x8-1/4	34-27/32x11-1/4x8-9/32	40-9/16x12-13/16x9-13/16	40-9/16x12-13/16x9-13/16
	ODU Dimensions (WxHxD)	in	28-1/4x19-1/2x9-1/16	28-1/4x19-1/2x9-1/16	28-1/4x19-1/2x9-1/16	28-1/4x19-1/2x9-1/16	30-5/16x21-1/2x11-5/16	34-1/4x25-13/16x12-19/32
Weight	IDU Weight (Net/Shipping)	lbs	17/20	23/26	23/28	23/26	28/33	28/34
	ODU Weight (Net/Shipping)	lbs	62/67	67/79	62/67	67/79	76/81	95/104
Unit Data	Airflow (Max/H/M/L)	CFM	318/276/226/177	335/272/212/124	424/353/272/212	335/272/212/124	629/512/441/353	689/600/494/388
	Dehumidification	pts/hr	2.12	2.30	2.76	2.80	3.39	4.88
	Compressor Type		Rotary	Rotary	Rotary	Rotary	Twin Rotary	Twin Rotary
	Refrigerant Type		R410A	R410A	R410A	R410A	R410A	R410A
Sound Pressure	Indoor (H/M/L/SL)	dB(A)	39/33/25/19	39/33/23/19	39/33/25/19	39/33/23/19	42/40/35/29	45/40/35/29
	Outdoor Max	dB(A)	47	47	47	47	51	53
Piping	Liquid Line	in	1/4	1/4	1/4	1/4	1/4	1/4
	Suction Line	in	3/8	3/8	3/8	3/8	1/2	5/8
	Pipe Length (Min/Max)	ft	9.8/49.2	6.6/49.2	9.8/49.2	6.6/49.2	9.8/65.6	9.8/65.6
	Max Pipe Elevation	ft	22.9	22.9	22.9	22.9	32.8	32.8
	Precharge Pipe Length	ft	24.6	24.6	24.6	24.6	24.6	24.6
	Additional Refrigerant	oz/ft	0.22	0.22	0.22	0.22	0.33	0.33
	Drain (OD, ID)	in	27/32, 5/8	27/32, 5/8	27/32, 5/8	27/32, 5/8	27/32, 5/8	27/32, 5/8
Warranty	Warranty (Parts, Comp)		5, 7	5, 7	5, 7	5, 7	5, 7	
Controller	Supplied		AKB73835318	AKB73456121	AKB73835318	AKB73456121	AKB73835318	AKB73835318

Note:

- Rated capacity at 0 ft. above sea level with 25 ft. of refrigerant line and a 0 ft. level difference between outdoor and indoor unit.
- Rated cooling capacity obtained with air entering the indoor unit at 80° F dry bulb (DB) and 67° F wet bulb (WB) and outdoor ambient conditions of 95° F dry bulb (DB) and 75° F wet bulb (WB). Rated heating capacity obtained with air entering the indoor unit at 70° F dry bulb (DB) and 60° F wet bulb (WB) and outdoor ambient conditions of 47° F dry bulb (DB) and 43° F wet bulb (WB). For capacity information, see engineering manual capacity tables.
- Sound pressure levels are tested in an anechoic chamber under ISO Standard 3745 and are the same in both cooling and heating mode. These values can increase due to ambient conditions during operation.
- All power/communication wiring minimum 4-conductor, stranded, shielded, and must comply with applicable local and national codes.
- Piping lengths are equivalent.
- Installation of an optional Low Ambient Wind Baffle Kit will allow operation down to 0° F in cooling mode for applicable outdoor units.
- Due to our policy of innovation, some specifications may be changed without notification.

# CEILING CASSETTE



LC187HV  
LC247HV  
LC367HV  
LC427HV



Model	Specification	Unit	LC187HV	LC247HV	LC367HV	LC427HV
	Indoor Unit		LCN187HV	LCN247HV	LCN367HV	LCN427HV
	Outdoor Unit		LUU187HV	LUU247HV	LUU367HV	LUU427HV
Capacity	Rated Cooling Capacity	Btu/h	18,000	24,000	36,000	42,000
	Cooling Capacity Range	Btu/h	9,500 - 19,800	9,700 - 26,700	14,000 - 42,000	17,100 - 47,100
	Rated Heating Capacity	Btu/h	20,000	27,000	40,000	47,000
	Heating Capacity Range	Btu/h	9,300 - 22,000	10,900 - 30,000	14,500 - 45,000	17,100 - 52,600
	Max Heating Capacity at 17°F	Btu/h	14,330	21,343	30,311	34,681
	Max Heating Capacity at 5°F	Btu/h	11,271	20,778	29,250	33,351
	SEER, EER		20, 15.0	17.0, 12.6	19.0, 13.5	17.0, 10.3
	HSPF		10.1	9.7	9.5	8.6
Power	Voltage (IDU)	V, Ø, Hz	208/230-1-60	208/230-1-60	208/230-1-60	208/230-1-60
	Voltage (ODU)	V, Ø, Hz	208/230-1-60	208/230-1-60	208/230-1-60	208/230-1-60
	Cooling Power Input	kW	1.26	1.91	2.97	4.07
	Heating Power Input	kW	1.50	2.60	3.20	4.05
	MCA, MOCP	A	18.1, 30	18.1, 30	24.5, 40	24.5, 40
	Power/Communication Wiring <sup>4</sup>	No. x AWG	4 x 18	4 x 18	4 x 18	4 x 18
	Rated Amps Cool/Heat	A	14.7/14.7	15.1/15.1	20.2/20.8	20.2/20.8
Operating Range	Heating Operation Range	°F WB	0 - 64	0 - 64	0 - 64	0 - 64
	Cooling Operation Range	°F DB	5 - 118	5 - 118	5 - 118	5 - 118
	Optional Wind Baffle <sup>6</sup>		Yes (0°F)	Yes (0°F)	Yes (0°F)	Yes (0°F)
	IDU Operation Range Cooling	°F WB	57 - 77	57 - 77	57 - 77	57 - 77
	IDU Operation Range Heating	°F DB	59 - 81	59 - 81	59 - 81	59 - 81
	Setpoint Range Cooling	°F	64 - 86	64 - 86	64 - 86	64 - 86
	Setpoint Range Heating	°F	60 - 86	60 - 86	60 - 86	60 - 86
Dimensions	IDU Dimensions (WxHxD)	in	33-1/16 x 8-1/32 x 33-1/16	33-1/16 x 8-1/32 x 33-1/16	33-1/16 x 11-11/32 x 33-1/16	33-1/16 x 11-11/32 x 33-1/16
	ODU Dimensions (WxHxD)	in	37-13/32 x 32-27/32 x 13	37-13/32 x 32-27/32 x 13	37-13/32 x 54-11/32 x 13	37-13/32 x 54-11/32 x 13
Weight	IDU Weight (Net/Shipping)	lbs	46 / 55	46 / 55	55 / 65	55 / 65
	ODU Weight (Net/Shipping)	lbs	133 / 148	133 / 148	203 / 227	203 / 227
Unit Data	Airflow (H/M/L)	CFM	565/494/424	600/530/459	1,060/989/918	1,060/989/918
	Dehumidification	pts/hr	5.10	5.10	7.70	7.70
	Compressor Type		Twin Rotary	Twin Rotary	Twin Rotary	Twin Rotary
	Refrigerant Type		R410A	R410A	R410A	R410A
Sound Pressure	Indoor (H/M/L)	dB(A)	38/36/34	38/36/34	46/44/43	46/44/43
	Outdoor Max	dB(A)	52	52	54	54
Piping	Liquid Line	in	3/8	3/8	3/8	3/8
	Suction Line	in	5/8	5/8	5/8	5/8
	Pipe Length (Min/Max)	ft	6.6/164	6.6/164	6.6/246.1	6.6/246.1
	Max Pipe Elevation	ft	98.4	98.4	98.4	98.4
	Precharge Pipe Length	ft	25	25	25	25
	Additional Refrigerant	oz/ft	0.43	0.43	0.43	0.43
	Drain (OD, ID)	in	1.25/1	1.25/1	1.25/1	1.25/1
Warranty	Warranty (Parts, Comp)		5, 7	5, 7	5, 7	5, 7
Controller	Supplied		PQWRHDF0	PQWRHDF0	PQWRHDF0	PQWRHDF0
Accessories	Grille		PT-UMC1	PT-UMC1	PT-UMC1	PT-UMC1
	Grille Weight (Net/Shipping)	lbs	11/20	11/20	11/20	11/20

Note:

1. Rated capacity at 0 ft. above sea level with 25 ft. of refrigerant line and a 0 ft. level difference between outdoor and indoor unit.
2. Rated cooling capacity obtained with air entering the indoor unit at 80 °F dry bulb (DB) and 67 °F wet bulb (WB) and outdoor ambient conditions of 95 °F dry bulb (DB) and 75 °F wet bulb (WB). Rated heating capacity obtained with air entering the indoor unit at 70 °F dry bulb (DB) and 60 °F wet bulb (WB) and outdoor ambient conditions of 47 °F dry bulb (DB) and 43 °F wet bulb (WB). For capacity information, see engineering manual capacity tables.
3. Sound pressure levels are tested in an anechoic chamber under ISO Standard 3745 and are the same in both cooling and heating mode. These values can increase due to ambient conditions during operation.
4. All power/communication wiring minimum 4-conductor, stranded, shielded, and must comply with applicable local and national codes.
5. Piping lengths are equivalent.
6. Installation of an optional Low Ambient Wind Baffle Kit will allow operation down to 0 °F in cooling mode for applicable outdoor units.
7. Due to our policy of innovation, some specifications may be changed without notification.

# HIGH STATIC DUCTED



LH247HV  
LH367HV



Model	Specification	Unit	LH247HV	LH367HV
Capacity	Indoor Unit		LHN247HV	LHN367HV
	Outdoor Unit		LUU247HV	LUU367HV
	Rated Cooling Capacity	Btu/h	24,000	36,000
	Cooling Capacity Range	Btu/h	9,700 - 26,700	16,000 - 41,400
	Rated Heating Capacity	Btu/h	27,000	40,000
	Heating Capacity Range	Btu/h	10,900 - 30,000	17,500 - 48,000
	Max Heating Capacity at 17°F	Btu/h	20,257	32,332
	Max Heating Capacity at 5°F	Btu/h	19,556	31,200
	SEER, EER		17.0, 12.0	17.6, 12.1
	HSPF		10.0	9.2
Power	Voltage (IDU)	V, Ø, Hz	208/230-1-60	208/230-1-60
	Voltage (ODU)	V, Ø, Hz	208/230-1-60	208/230-1-60
	Cooling Power Input	kW	2.00	2.91
	Heating Power Input	kW	2.28	3.36
	MCA, MOCP	A	18.1, 30	24.5, 40
	Power/Communication Wiring <sup>4</sup>	No. x AWG	4 x 18	4 x 18
Operating Range	Rated Amps Cool/Heat	A	15.1/15.1	20.8/21.4
	Heating Operation Range	°F WB	0 - 64	0 - 64
	Cooling Operation Range	°F DB	5 - 118	5 - 118
	Optional Wind Baffle <sup>5</sup>		Yes (0°F)	Yes (0°F)
	IDU Operation Range Cooling	°F WB	57 - 77	57 - 77
	IDU Operation Range Heating	°F DB	59 - 81	59 - 81
	Setpoint Range Cooling	°F	64 - 86	64 - 86
Dimensions	Setpoint Range Heating	°F	60 - 86	60 - 86
	IDU Dimensions (WxHxD)	in	46-17/32 x 11-23/32 x 17-23/32	48-7/16 x 14-31/32 x 23-7/32
Weight	ODU Dimensions (WxHxD)	in	37-13/32 x 32-27/32 x 13	37-13/32 x 54-11/32 x 13
	IDU Weight (Net/Shipping)	lbs	73 / 95	125 / 139
Unit Data	ODU Weight (Net/Shipping)	lbs	133 / 146	203 / 227
	Airflow (Max/H/M/L)	CFM	688/618/530	1,130/953/706
	Dehumidification	pts/hr	7.00	10.60
	Compressor Type		Twin Rotary	Twin Rotary
	Refrigerant Type		R410A	R410A
	Max External Static Pressure	in wg	0.78	0.60
Sound Pressure	Indoor (H/M/L)	dB(A)	38/36/35	39/38/37
	Outdoor Max	dB(A)	52	54
Piping	Liquid Line	in	3/8	3/8
	Suction Line	in	5/8	5/8
	Pipe Length (Min/Max)	ft	6.6/164	6.6/246.1
	Max Pipe Elevation	ft	98.4	98.4
	Precharge Pipe Length	ft	25	25
	Additional Refrigerant	oz/ft	0.43	0.43
	Drain (OD, ID)	in	1.25/1	1.25/1
Warranty	Warranty (Parts, Comp)		5, 7	5, 7
Controller	Supplied		PQRCVCL0QW	PQRCVCL0QW

Note:

1. Rated capacity at 0 ft. above sea level with 25 ft. of refrigerant line and a 0 ft. level difference between outdoor and indoor unit.

2. Rated cooling capacity obtained with air entering the indoor unit at 80°F dry bulb (DB) and 67°F wet bulb (WB) and outdoor ambient conditions of 95°F dry bulb (DB) and 75°F wet bulb (WB).

Rated heating capacity obtained with air entering the indoor unit at 70°F dry bulb (DB) and 60°F wet bulb (WB) and outdoor ambient conditions of 47°F dry bulb (DB) and 43°F wet bulb (WB).

For capacity information, see engineering manual capacity tables.

3. Sound pressure levels are tested in an anechoic chamber under ISO Standard 3745 and are the same in both cooling and heating mode. These values can increase due to ambient conditions during operation.

4. All power/communication wiring minimum 4-conductor, stranded, shielded, and must comply with applicable local and national codes.

5. Piping lengths are equivalent.

6. Installation of an optional Low Ambient Wind Baffle Kit will allow operation down to 0°F in cooling mode for applicable outdoor units.

7. Due to our policy of innovation, some specifications may be changed without notification.

# MULTI ZONE

## Lineup

OUTDOOR UNITS			
kBtu	Multi F	Maximum Indoor Units	Combination Sample
18	 LMU18CHV	2	
24	 LMU24CHV	3	
30	 LMU30CHV	4	
36	 LMU36CHV	4	
kBtu	Multi F MAX	Maximum Indoor Units	Combination Sample
48	 LMU480HV	8	
54	 LMU540HV	8	
60			

For proper system operation:

1. At least two operable indoor units must be connected to the outdoor unit.
2. Total connected indoor unit nominal capacity should be a minimum 40% and a maximum of 133% of outdoor unit nominal capacity.
3. To calculate the connected total indoor unit nominal capacity, simply sum up the nominal capacities of all indoor units.























\* For 24,000 and 36,000 Btu/h high static duct and vertical-horizontal air handling indoor units, a 1.3 multiplier must first be applied before adding to the sum of other smaller indoor units.

\* When two 24,000 Btu/h or one 24,000 Btu/h and one 36,000 Btu/h high static duct and/or vertical-horizontal air handling indoor units are the only connected indoor units, the multiplier is 1.2.



# MULTI ZONE

## Lineup

INDOOR UNITS								
Type	7 kBtu	9 kBtu	12 kBtu	15 kBtu	18 kBtu	24 kBtu	36 kBtu	
Wall-Mounted Unit	Standard	 LMN078HVT	 LSN090HSV4	 LSN120HSV4	 LMN158HVT	 LSN180HSV4	 LMN248HVT	
	Art Cool Mirror		 LAN090HSV4	 LAN120HSV4		 LAN180HSV4		
	Art Cool Gallery		 LMAN097HVP	 LMAN127HVP				
Ceiling-Mounted Cassette	4-Way Cassette	 LMCN077HV	 LMCN097HV	 LMCN125HV		 LMCN185HV		
Ceiling Concealed Duct	High-Static Pressure					 LMHN240HV	 LMHN360HV	
	Low-Static Pressure		 LMDN096HV	 LMDN126HV		 LMDN186HV		
Vertical AHU						 LMVN240HV	 LMVN360HV	

# MULTI F OUTDOOR UNITS

LMU18CHV  
LMU24CHV



LMU30CHV  
LMU36CHV



Model	Specification	Unit	LMU18CHV	LMU24CHV	LMU30CHV	LMU36CHV
Capacity	Rated Cooling Capacity	Btu/h	17,000	20,000	30,000	32,000
	Cooling Capacity Range	Btu/h	8,400 - 19,000	8,400 - 25,000	8,400 - 36,000	8,400 - 38,400
	Rated Heating Capacity	Btu/h	22,000	24,000	32,000	36,000
	Heating Capacity Range	Btu/h	10,248 - 24,000	9,240 - 28,800	9,240 - 38,400	9,240 - 41,600
	Max Heating Capacity at 17 °F	Btu/h	19,161	21,097	26,739	29,105
	Max Heating Capacity at 5 °F	Btu/h	14,807	14,595	20,622	22,057
	Max Heating Capacity at -4 °F	Btu/h	9,912	10,385	13,753	15,823
Power	SEER, EER		22.0, 13.0	21.7, 13.5	22.0, 13.0	22.0, 13.0
	HSPF		9.7	10.6	10.0	10.0
	Voltage	V, Ø, Hz	208/230-1-60	208/230-1-60	208/230-1-60	208/230-1-60
	Cooling Power Input	kW	1.31	1.48	2.31	2.46
	Heating Power Input	kW	2.04	1.80	2.49	2.74
	MCA, MOCP	A	13.3, 20	14.3, 20	16.6, 25.0	17.9, 25
	Rated Amps (Cool/Heat)	A	11.09/11.09	11.99/11.99	13.93/13.93	15.13/15.13
Operating Range	Power/Communication Wiring <sup>4</sup>	No. x AWG	4 x 18	4 x 18	4 x 18	4 x 18
	Heating Operation Range	°F	-4 - 64	-4 - 64	-4 - 64	-4 - 64
	Cooling Operation Range	°F	14 - 118	14 - 118	14 - 118	14 - 118
Dimensions & Weight	Optional Wind Baffle <sup>5</sup>		Yes (-4 °F)	Yes (-4 °F)	Yes (-4 °F)	Yes (-4 °F)
	Dimensions (WxHxD)	in	34-1/4x25-25/32x12-19/32	34-1/4x25-25/32x12-19/32	37-13/32 x 32-27/32 x 13	37-13/32 x 32-27/32 x 13
	Weight (Net/Shipping)	lbs	100/108	100/108	137/148	137/148
Unit Data	Refrigerant Type		R410A	R410A	R410A	R410A
	Compressor Type		Twin Rotary	Twin Rotary	Twin Rotary	Twin Rotary
	Sound Pressure (Cooling / Heating)	dB(A)	49/52	49/52	52/55	52/55
	Maximum Air Volume	CFM	1,766	1,766	2,119	2,119
	Minimum Connectable IDUs	Qty	2	2	2	2
	Maximum Connectable IDUs	Qty	2	3	4	4
	Max Total IDU Connected Capacity	Btu/h	24,000	33,000	40,000	48,000
Piping	Liquid Line	in	1/4 x 2	1/4 x 3	1/4 x 4	1/4 x 4
	Suction Line	in	3/8 x 2	3/8 x 3	3/8 x 4	3/8 x 4
	Maximum Total Pipe Length	ft	164	246.1	246.1	246.1
	Minimum Pipe Length per Segment	ft	9.8	9.8	9.8	9.8
	Maximum Pipe Length ODU to IDU	ft	82	82	82	82
	Precharge Pipe Length	ft	49.2	73.8	98.4	98.4
	Maximum Elevation ODU to IDU	ft	49.2	49.2	49.2	49.2
	Maximum Elevation IDU to IDU	ft	24.6	24.6	24.6	24.6
	Factory Charge of R410A	lbs	3.96	3.96	6.18	6.18
Warranty	Additional Refrigerant	oz/ft	0.22	0.22	0.22	0.22
	Warranty (Parts, Comp)		5, 7	5, 7	5, 7	5, 7

Note:

- Rated capacity at 0 ft. above sea level with 25 ft. of refrigerant line and a 0 ft. level difference between outdoor and indoor unit.
- Rated cooling capacity obtained with air entering the indoor unit at 80 °F dry bulb (DB) and 67 °F wet bulb (WB) and outdoor ambient conditions of 95 °F dry bulb (DB) and 75 °F wet bulb (WB).  
Rated heating capacity obtained with air entering the indoor unit at 70 °F dry bulb (DB) and 60 °F wet bulb (WB) and outdoor ambient conditions of 47 °F dry bulb (DB) and 43 °F wet bulb (WB).  
For capacity information, see engineering manual capacity tables. Capacities are based on connection of Non-Ducted indoor units.
- Sound pressure levels are tested in an anechoic chamber under ISO Standard 3745 and are the same in both cooling and heating mode. These values can increase due to ambient conditions during operation.
- All power/communication wiring minimum 4-conductor, stranded, shielded, and must comply with applicable local and national codes.
- Piping lengths are equivalent.
- Installation of an optional Low Ambient Wind Baffle Kit will allow operation down to -4 °F in cooling mode for applicable outdoor units.
- Due to our policy of innovation, some specifications may be changed without notification.

# MULTI F MAX OUTDOOR UNITS



LMU480HV  
LMU540HV

MULTI ZONE

OUTDOOR UNITS

Model	Specification	Unit	LMU480HV	LMU540HV
Capacity	Rated Cooling Capacity	Btu/h	48,000	52,500
	Cooling Capacity Range	Btu/h	14,400 - 58,000	14,400 - 63,200
	Rated Heating Capacity	Btu/h	54,000	58,000
	Heating Capacity Range	Btu/h	15,840 - 61,000	16,272 - 64,000
	Max Heating Capacity at 17°F	Btu/h	49,014	51,832
	Max Heating Capacity at 5°F	Btu/h	38,900	41,137
	Max Heating Capacity at -4°F	Btu/h	27,529	29,112
	SEER, EER		19.5, 12.5	18.4, 10.3
Power	HSPF		10.0	8.7
	Voltage	V, Ø, Hz	208/230-1-60	208/230-1-60
	Cooling Power Input	kW	3.84	5.1
	Heating Power Input	kW	4.32	5.4
	MCA, MOCP	A	27.3, 40	29.4, 40
	Rated Amps (Cool/Heat)	A	22.96/22.96	24.76/24.76
	Power/Communication Wiring <sup>4</sup>	No. x AWG	ODU → BDU: 4 x 16 BDU → IDU: 4 x 18	ODU → BDU: 4 x 16 BDU → IDU: 4 x 18
Operating Range	Heating Operation Range	°F	-4 - 64	-4 - 64
	Cooling Operation Range	°F	14 - 118	14 - 118
	Optional Wind Baffle <sup>6</sup>		Yes (-4°F)	Yes (-4°F)
Dimensions & Weight	Dimensions (WxHxD)	in	37-13/32 x 54-11/32 x 13	37-13/32 x 54-11/32 x 13
	Weight (Net/Shipping)	lbs	214/236	214/236
	Refrigerant Type		R410A	R410A
Unit Data	Compressor Type		Twin Rotary	Twin Rotary
	Sound Pressure (Cooling / Heating)	dB(A)	54/56	54/56
	Maximum Air Volume	CFM	2,119 x 2	2,119 x 2
	Minimum Connectable IDUs	Qty	2	2
	Maximum Connectable IDUs	Qty	8	8
	Max Total IDU Connected Capacity	Btu/h	65,000	73,000
	Piping	Liquid Line	in	3/8
Suction Line		in	3/4	3/4
Maximum Total Pipe Length		ft	475.7	475.7
Minimum Pipe Length per Segment		ft	9.8	9.8
Maximum Pipe Length ODU to IDU		ft	229.6	229.6
Precharge Pipe Length		ft	Main: 16.4 Branch: 131.2	Main: 16.4 Branch: 131.2
Maximum Elevation ODU to IDU		ft	98.4	98.4
Maximum Elevation IDU to IDU		ft	49.2	49.2
Factory Charge of R410A		lbs	9.7	9.7
Additional Refrigerant		oz/ft	Main: 0.54 Branch: 0.22	Main: 0.54 Branch: 0.22
Warranty	Warranty (Parts, Comp)		5, 7	5, 7

Note:

- Rated capacity at 0 ft. above sea level with 25 ft. of refrigerant line and a 0 ft. level difference between outdoor and indoor unit.
- Rated cooling capacity obtained with air entering the indoor unit at 80°F dry bulb (DB) and 67°F wet bulb (WB) and outdoor ambient conditions of 95°F dry bulb (DB) and 75°F wet bulb (WB).  
Rated heating capacity obtained with air entering the indoor unit at 70°F dry bulb (DB) and 60°F wet bulb (WB) and outdoor ambient conditions of 47°F dry bulb (DB) and 43°F wet bulb (WB).  
For capacity information, see engineering manual capacity tables. Capacities are based on connection of Non-Ducted indoor units.
- Sound pressure levels are tested in an anechoic chamber under ISO Standard 3745 and are the same in both cooling and heating mode. These values can increase due to ambient conditions during operation.
- All power/communication wiring minimum 4-conductor, stranded, shielded, and must comply with applicable local and national codes.
- Piping lengths are equivalent.
- Installation of an optional Low Ambient Wind Baffle Kit will allow operation down to -4°F in cooling mode for applicable outdoor units.
- Due to our policy of innovation, some specifications may be changed without notification.

# MULTI F INDOOR UNITS



## Art Cool Gallery

	Specification	Unit	LMAN097HVP	LMAN127HVP
Capacity	Cooling	Btu/h	9,000	11,200
	Heating	Btu/h	10,400	13,300
Power	Voltage	V, Ø, Hz	208/230-1-60	208/230-1-60
	Power/Communication Wiring <sup>4</sup>	No. x AWG	4 x 18	4 x 18
Operating Range	Cooling	°F WB	57 - 77	57 - 77
	Heating	°F DB	57 - 81	57 - 81
Fan	Type		Turbo	Turbo
	Motor Output x Qty	W	24 x 1	24 x 1
	Motor/Drive		BLDC	BLDC
	Airflow (H/M/L)	CFM	272/208/155	314/258/198
Unit Data	Rated Amps	A	0.2	0.2
	Sound Pressure Level (H/M/L) <sup>3</sup>	dB(A)	39/35/31	42/38/34
	Dimensions (WxHxD)	in	23-5/8 x 23-5/8 x 5-25/32	23-5/8 x 23-5/8 x 5-25/32
	Weight (Net/Shipping)	lbs	32/37	32/37
Piping	Liquid	in	1/4	1/4
	Vapor	in	3/8	3/8
	Drain (OD, ID)	in	27/32, 5/8	27/32, 5/8
Controller	Supplied		AKB73635607	AKB73635607



## Art Cool Mirror

	Specification	Unit	LAN090HSV4	LAN120HSV4	LAN180HSV4
Capacity	Cooling	Btu/h	9,000	12,000	18,000
	Heating	Btu/h	10,400	13,800	20,800
Power	Voltage	V, Ø, Hz	208/230-1-60	208/230-1-60	208/230-1-60
	Power/Communication Wiring <sup>4</sup>	No. x AWG	4 x 18	4 x 18	4 x 18
Operating Range	Cooling	°F WB	57 - 77	57 - 77	57 - 77
	Heating	°F DB	59 - 81	59 - 81	59 - 81
Fan	Type		Cross Flow	Cross Flow	Cross Flow
	Motor Output x Qty	W	14.4 x 1	14.4 x 1	76.0 x 1
	Motor/Drive		BLDC	BLDC	BLDC
	Airflow (H/M/L)	CFM	247/230/212	335/318/300	572/501/434
Unit Data	Rated Amps	A	0.2	0.2	0.3
	Sound Pressure Level (H/M/L) <sup>3</sup>	dB(A)	33/30/27	39/36/31	37/33/28
	Dimensions (WxHxD)	in	34-13/16 x 11-1/4 x 8-1/16	34-13/16 x 11-1/4 x 8-1/16	40-9/16 x 12-3/4 x 9-11/16
	Weight (Net/Shipping)	lbs	24/29	24/29	32/39
Piping	Liquid	in	1/4	1/4	1/4
	Vapor	in	3/8	3/8	1/2
	Drain (OD, ID)	in	27/32, 5/8	27/32, 5/8	27/32, 5/8
Controller	Supplied		AKB73835317	AKB73835317	AKB73835317

Note:

1. Rated capacity at 0 ft. above sea level with 25 ft. of refrigerant line and a 0 ft. level difference between outdoor and indoor unit.
2. Rated cooling capacity obtained with air entering the indoor unit at 80°F dry bulb (DB) and 67°F wet bulb (WB) and outdoor ambient conditions of 95°F dry bulb (DB) and 75°F wet bulb (WB).
3. Rated heating capacity obtained with air entering the indoor unit at 70°F dry bulb (DB) and 60°F wet bulb (WB) and outdoor ambient conditions of 47°F dry bulb (DB) and 43°F wet bulb (WB).
4. All power/communication wiring minimum 4-conductor, stranded, shielded, and must comply with applicable local and national codes.
5. Due to our policy of innovation, some specifications may be changed without notification.

# MULTI F INDOOR UNITS



## Standard Wall Mount

Specification		Unit	LMN078HVT	LSN090HSV4	LSN120HSV4	LMN158HVT	LSN180HSV4	LMN248HVT
Capacity	Cooling	Btu/h	7,000	9,000	12,000	14,300	18,000	24,000
	Heating	Btu/h	8,100	10,400	13,800	16,500	20,800	27,000
Power	Voltage	V, Ø, Hz	208/230-1-60	208/230-1-60	208/230-1-60	208/230-1-60	208/230-1-60	208/230-1-60
	Power/Communication Wiring <sup>4</sup>	No. x AWG	4 x 18	4 x 18	4 x 18	4 x 18	4 x 18	4 x 18
Operating Range	Cooling	°F WB	57 - 77	57 - 77	57 - 77	57 - 77	57 - 77	57 - 77
	Heating	°F DB	59 - 81	59 - 81	59 - 81	59 - 81	59 - 81	59 - 81
Fan	Type		Cross Flow	Cross Flow	Cross Flow	Cross Flow	Cross Flow	Cross Flow
	Motor Output x Qty	W	14.4 x 1	14.4 x 1	14.4 x 1	14.4 x 1	76.0 x 1	76.0 x 1
	Motor/Drive		BLDC	BLDC	BLDC	BLDC	BLDC	BLDC
	Airflow (H/M/L)	CFM	198/177/162	247/230/212	335/318/300	371/318/247	572/501/434	720/600/466
Unit Data	Rated Amps	A	0.2	0.2	0.2	0.2	0.3	0.3
	Sound Pressure Level (H/M/L) <sup>3</sup>	dB(A)	33/30//26	33/30/27	39/36/31	43/39/34	37/33/28	42/39/36
	Dimensions (WxHxD)	in	35-1/4 x 11-3/8 x 8-9/32	34-7/8 x 11-1/4 x 8-1/4	34-7/8 x 11-1/4 x 8-1/4	35-1/4 x 11-3/8 x 8-9/32	40-9/16 x 12-13/16 x 9-13/16	40-9/16 x 12-13/16 x 9-13/16
	Weight (Net/Shipping)	lbs	23 / 26	20/26	20/26	23/26	31/36	31/37
Piping	Liquid	in	1/4	1/4	1/4	1/4	1/4	1/4
	Vapor	in	3/8	3/8	3/8	3/8	1/2	1/2
	Drain (OD, ID)	in	27/32, 5/8	27/32, 5/8	27/32, 5/8	27/32, 5/8	27/32, 5/8	27/32, 5/8
Controller	Supplied		AKB73635606	AKB73835312	AKB73835312	AKB73635606	AKB73835312	AKB73635606



## Ceiling Cassette

Specification		Unit	LMCN077HV	LMCN097HV	LMCN125HV	LMCN185HV
Capacity	Cooling	Btu/h	7,000	9,000	12,000	18,000
	Heating	Btu/h	8,100	10,400	13,800	20,800
Power	Voltage	V, Ø, Hz	208/230-1-60	208/230-1-60	208/230-1-60	208/230-1-60
	Power/Communication Wiring <sup>4</sup>	No. x AWG	4 x 18	4 x 18	4 x 18	4 x 18
Operating Range	Cooling	°F WB	57 - 77	57 - 77	57 - 77	57 - 77
	Heating	°F DB	59 - 81	59 - 81	59 - 81	59 - 81
Fan	Type		Turbo	Turbo	Turbo	Turbo
	Motor Output x Qty	W	43 x 1	43 x 1	43 x 1	43 x 1
	Motor/Drive		BLDC	BLDC	BLDC	BLDC
	Airflow (H/M/L)	CFM	265/212/177	300/265/230	335/283/247	459/424/388
Unit Data	Rated Amps	A	0.25	0.25	0.25	0.25
	Sound Pressure Level (H/M/L) <sup>3</sup>	dB(A)	31/27/24	36/33/30	38/35/32	38/37/34
	Dimensions (WxHxD)	in	22-7/16 x 8-7/16 x 22-7/16	22-7/16 x 8-7/16 x 22-7/16	22-7/16 x 8-7/16 x 22-7/16	22-7/16 x 10-3/32 x 22-7/16
	Weight (Net/Shipping)	lbs	31/34	31/36	31/40	34/42
Piping	Liquid	in	1/4	1/4	1/4	1/4
	Vapor	in	3/8	3/8	3/8	1/2
	Drain (OD/ID)	in	1-1/4, 1	1-1/4, 1	1-1/4, 1	1-1/4, 1
Controller	Supplied <sup>6</sup>		AKB73757604	AKB73757604	AKB73757604	AKB73757604
	Model		PT-UQC	PT-UQC	PT-UQC	PT-UQC
Grille (Sold Separately)	Dimensions (WxHxD)	in	27-9/16 x 7/8 x 27-9/16	27-9/16 x 7/8 x 27-9/16	27-9/16 x 7/8 x 27-9/16	27-9/16 x 7/8 x 27-9/16
	Weight (Net/Shipping)	lbs	7/11	7/11	7/11	7/11

Note:

1. Rated capacity at 0 ft. above sea level with 25 ft. of refrigerant line and a 0 ft. level difference between outdoor and indoor unit.
2. Rated cooling capacity obtained with air entering the indoor unit at 80 °F dry bulb (DB) and 67 °F wet bulb (WB) and outdoor ambient conditions of 95 °F dry bulb (DB) and 75 °F wet bulb (WB).  
Rated heating capacity obtained with air entering the indoor unit at 70 °F dry bulb (DB) and 60 °F wet bulb (WB) and outdoor ambient conditions of 47 °F dry bulb (DB) and 43 °F wet bulb (WB).
3. Sound pressure levels are tested in an anechoic chamber under ISO Standard 3745 and are the same in both cooling and heating mode. These values can increase due to ambient conditions during operation.
4. All power/communication wiring minimum 4-conductor, stranded, shielded, and must comply with applicable local and national codes.
5. Due to our policy of innovation, some specifications may be changed without notification.
6. Supplied AKB72955816 controller is equivalent to PQRVCVLOQW.

# MULTI F INDOOR UNITS



## Low-Static Ducted

	Specification	Unit	LMDN096HV	LMDN126HV	LMDN186HV
Capacity	Cooling	Btu/h	9,000	12,000	18,000
	Heating	Btu/h	10,400	13,800	20,800
Power	Voltage	V, Ø, Hz	208/230-1-60	208/230-1-61	208/230-1-62
	Power/Communication Wiring <sup>4</sup>	No. x AWG	4 x 18	4 x 18	4 x 18
Operating Range	Cooling	°F WB	57 - 77	57 - 77	57 - 77
	Heating	°F DB	59 - 81	59 - 81	59 - 81
Fan	Type		Sirocco	Sirocco	Sirocco
	Motor Output x Qty	W	19 x 1	5 x 1, 19 x 1	5 x 1, 19 x 1
	Motor/Drive		BLDC	BLDC	BLDC
	Airflow (H/M/L)	CFM	318/247/194	353/300/247	530/441/353
Unit Data	Rated Amps	A	0.4	0.8	0.8
	Factory Set External Static Pressure	in. wg	0.1	0.1	0.1
	Max. External Static Pressure	in. wg	0.2	0.2	0.2
	Sound Pressure Level (H/M/L) <sup>3</sup>	dB(A)	30/26/23	31/28/27	36/34/31
	Dimensions (WxHxD)	in	27-9/16 x 7-15/32 x 27-9/16	35-7/16 x 7-15/32 x 27-9/16	35-7/16 x 7-15/32 x 27-9/16
	Weight (Net/Shipping)	lbs	39/45	51/57	51/57
Piping	Liquid	in	1/4	1/4	1/4
	Vapor	in	3/8	3/8	1/2
	Drain (OD/ID)	in	1-1/4, 1	1-1/4, 1	1-1/4, 1
Controller	Supplied <sup>6</sup>		AKB72955816	AKB72955816	AKB72955816



## High-Static Ducted

	Specification	Unit	LMHN240HV	LMHN360HV
Capacity	Cooling	Btu/h	24,000	36,000
	Heating	Btu/h	27,000	40,000
Power	Voltage	V, Ø, Hz	208/230-1-63	208/230-1-64
	Power/Communication Wiring <sup>4</sup>	No. x AWG	4 x 18	4 x 18
Operating Range	Cooling	°F WB	57 - 77	57 - 77
	Heating	°F DB	59 - 81	59 - 81
Fan	Type		Sirocco	Sirocco
	Motor Output x Qty	W	154 x 1	350 x 1
	Motor/Drive		BLDC	BLDC
	Airflow (H/M/L)	CFM	688/618/530	1,130/953/706
Unit Data	Rated Amps	A	0.9	1.4
	Factory Set External Static Pressure	in. wg	0.39	0.39
	Max. External Static Pressure	in. wg	0.78	0.55
	Sound Pressure Level (H/M/L) <sup>3</sup>	dB(A)	37/36/35	44/42/40
	Dimensions (WxHxD)	in	46-17/32 x 11-23/32 x 17-23/32	46-17/32 x 11-23/32 x 17-23/32
	Weight (Net/Shipping)	lbs	80/91	91/101
Piping	Liquid	in	1/4	3/8
	Vapor	in	1/2	5/8
	Drain (OD/ID)	in	1-1/4, 1	1-1/4, 1
Controller	Supplied <sup>6</sup>		AKB72955816	AKB72955816

Note:

- Rated capacity at 0 ft. above sea level with 25 ft. of refrigerant line and a 0 ft. level difference between outdoor and indoor unit.
- Rated cooling capacity obtained with air entering the indoor unit at 80 °F dry bulb (DB) and 67 °F wet bulb (WB) and outdoor ambient conditions of 95 °F dry bulb (DB) and 75 °F wet bulb (WB).  
Rated heating capacity obtained with air entering the indoor unit at 70 °F dry bulb (DB) and 60 °F wet bulb (WB) and outdoor ambient conditions of 47 °F dry bulb (DB) and 43 °F wet bulb (WB).
- Sound pressure levels are tested in an anechoic chamber under ISO Standard 3745 and are the same in both cooling and heating mode. These values can increase due to ambient conditions during operation.
- All power/communication wiring minimum 4-conductor, stranded, shielded, and must comply with applicable local and national codes.
- Due to our policy of innovation some specifications may be changed without notification.
- Supplied AKB72955816 controller is equivalent to PQRCVCL0QW.



# MULTI F INDOOR UNITS



## Vertical AHU







	Specification	Unit	LMVN240HV	LMVN360HV
Capacity	Cooling	Btu/h	24,000	36,000
	Heating	Btu/h	27,000	40,000
Power	Voltage	V, Ø, Hz	208/230-1-60	208/230-1-60
	Power/Communication Wiring <sup>5</sup>	No. x AWG	4 x 18	4 x 18
Operating Range	Cooling	°F WB	57 ~ 77	57 ~ 77
	Heating	°F DB	59 ~ 81	59 ~ 81
Fan	Type		Sirocco	Sirocco
	Motor Output x Qty	W	96 x 1	182 x 1
	Motor/Drive		BLDC	BLDC
	Airflow (H/M/L <sup>3</sup> )	CFM	710/640/480	990/880/800
Unit Data	Rated Amps	A	0.59	1.12
	Max. External Static Pressure	in. wg	1	1
	Sound Pressure Level (H/M/L) <sup>4</sup>	dB(A)	43/42/41	45/44/43
	Dimensions (WxHxD)	in	18 x 48-21/32 x 21-1/4	18 x 48-21/32 x 21-1/4
	Weight (Net/Shipping)	lbs	117/130	121/135
Piping	Liquid	in	1/4	3/8
	Vapor	in	1/2	5/8
Controller	Drain	in	Primary & Secondary: 3/4 FPT	Primary & Secondary: 3/4 FPT
	Supplied <sup>7</sup>		AKB72955816	AKB72955816

Note:

1. Rated capacity at 0 ft. above sea level with 25 ft. of refrigerant line and a 0 ft. level difference between outdoor and indoor unit.
2. Rated cooling capacity obtained with air entering the indoor unit at 80 °F dry bulb (DB) and 67 °F wet bulb (WB) and outdoor ambient conditions of 95 °F dry bulb (DB) and 75 °F wet bulb (WB).  
Rated heating capacity obtained with air entering the indoor unit at 70 °F dry bulb (DB) and 60 °F wet bulb (WB) and outdoor ambient conditions of 47 °F dry bulb (DB) and 43 °F wet bulb (WB).
3. At 0.5" WG ESP.
4. Sound pressure levels are tested in an anechoic chamber under ISO Standard 3745 and are the same in both cooling and heating mode. These values can increase due to ambient conditions during operation.
5. All power/communication wiring minimum 4-conductor, stranded, shielded, and must comply with applicable local and national codes.
6. Due to our policy of innovation, some specifications may be changed without notification.
7. Supplied AKB72955816 controller is equivalent to PQRVCLOQW.

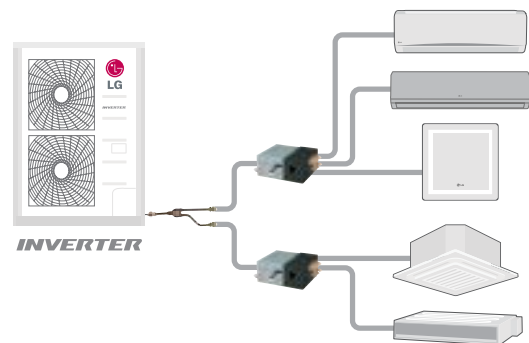
# MULTI F MAX PIPING ACCESSORIES

## Accessory Lineup

For	2 IDUs	3 IDUs	4 IDUs	4 IDUs
Branch Distribution Unit	 PMBD3620	 PMBD3630	 PMBD3640	 PMBD3641
Y-Branch		 PMBL5620		

## Branch Distribution Unit Features

- Distribution of refrigerant to various indoor units.
- 4 models (2, 3, 4 indoor units)
- Integral EEVs
- Controlling PCB inside the unit
- Internally insulated (prevents condensation)
- Flare joints for easy and clean installation
- Compact design (low height)
- Flexible installation



## Specifications

		Unit	PMBD3620	PMBD3630	PMBD3640	PMBD3641
Max Nominal Port Capacity	Each Port	Btu/h	24,000	24,000	24,000	Ports A - C: 24,000 Port D: 36,000
	Sum of Ports	Btu/h	48,000	72,000	73,000	73,000
Connectable Indoor Units			1 ~ 2	1 ~ 3	1 ~ 4	1 ~ 4
Operating Range		°F DB	0 ~ 150	0 ~ 150	0 ~ 150	0 ~ 150
Voltage		V, Ø, Hz	208/230-1-60	208/230-1-60	208/230-1-60	208/230-1-60
Power Input		W	16	24	32	32
Rated Amps		A	0.08	0.12	0.16	0.16
Dimensions	WxHxD	inch	17-3/32 x 6-13/32 x 10-23/32	17-3/32 x 6-13/32 x 10-23/32	17-3/32 x 6-13/32 x 10-23/32	17-3/32 x 6-13/32 x 10-23/32
Weight	Net	lbs	13	15	16	16
	Shipping	lbs	15	17	18	18
Pipe Connection Size (In from ODU)	Liquid	in	3/8	3/8	3/8	3/8
	Suction	in	3/4	3/4	3/4	3/4
Pipe Connection Size (Out to IDU)	Liquid	in	1/4 (x2)	1/4 (x3)	1/4 (x3)	1/4 (x3) 3/8 (x1)
	Suction	in	3/8 (x2)	3/8 (x3)	3/8 (x3)	3/8 (x3) 5/8 (x1)
Max Pipe Length	BD Box to IDU	in	49.2	49.2	49.2	49.2
	BD Box to IDU	ft	32.8	32.8	32.8	32.8
Max Pipe Elevation	BD Box to BD Box	ft	49.2	49.2	49.2	49.2

Note : 1. Branch Distribution Unit should be installed indoors.  
2. Due to our policy of innovation, some specifications may be changed without notification.

# COMBINATION TABLES

## LMU18CHV

Table 1: LMU18CHV with Non-Ducted, Ducted and Mixed Indoor Units — Rated Cooling Combination Table.

No. of Indoor Units		Cooling Capacity																			EER	SEER													
		Combination (kBtu/h)					Each Capacity (Btu/h)				Total Capacity						Input (W)																		
		IDU 1	IDU 2	IDU 3	IDU 4	Total	Unit 1	Unit 2	Unit 3	Unit 4	Minimum		Rated		Maximum		Min.	Rated	Max.																
																				Btu/h	kW	Btu/h	kW	Btu/h	kW	Btu/h	kW								
<b>Non-Ducted Indoor Units</b>																																			
Two Units	7	7	-	-	14	7,000	7,000	-	-	8,400	2.46	14,000	4.10	16,800	4.92	826	1,180	1,652	11.9	20.1															
	7	9	-	-	16	7,000	9,000	-	-	9,600	2.81	16,000	4.69	19,000	5.57	868	1,240	1,736	12.9	21.9															
	9	9	-	-	18	8,500	8,500	-	-	10,200	3.16	17,000	4.98	19,000	5.57	917	1,310	1,834	13.0	22.0															
	7	12	-	-	19	6,263	10,737	-	-	10,200	2.99	17,000	4.98	19,000	5.57	917	1,310	1,834	13.0	22.0															
	9	12	-	-	21	7,286	9,714	-	-	10,200	3.16	17,000	4.98	19,000	5.57	917	1,310	1,834	13.0	22.0															
	7	15	-	-	22	5,409	11,591	-	-	10,200	2.99	17,000	4.98	19,000	5.57	917	1,310	1,834	13.0	22.0															
	9	15	-	-	24	6,375	10,625	-	-	10,200	2.99	17,000	4.98	19,000	5.57	917	1,310	1,834	13.0	22.0															
12	12	-	-	24	8,500	8,500	-	-	10,200	3.16	17,000	4.98	19,000	5.57	917	1,310	1,834	13.0	22.0																
<b>Ducted Indoor Units</b>																																			
Two Units	9	9	-	-	18	7,000	7,000	-	-	8,400	3.16	14,000	4.10	19,000	5.57	916	1,308	1,831	10.7	17.2															
	9	12	-	-	21	6,000	8,000	-	-	8,400	3.16	14,000	4.10	19,000	5.57	916	1,308	1,831	10.7	17.2															
	12	12	-	-	24	7,000	7,000	-	-	8,400	3.16	14,000	4.10	19,000	5.57	916	1,308	1,831	10.7	17.2															
<b>Mixed Indoor Units</b>																																			
Two Units	7	9	-	-	16	6,382	8,206	-	-	8,753	2.57	14,588	4.28	19,000	5.57	867	1,239	1,735	11.8	19.5															
	9	9	-	-	18	7,750	7,750	-	-	9,300	3.16	15,500	4.54	19,000	5.57	916	1,309	1,833	11.8	19.6															
	7	12	-	-	19	5,711	9,789	-	-	9,300	2.73	15,500	4.54	19,000	5.57	916	1,309	1,833	11.8	19.6															
	9	12	-	-	21	6,643	8,857	-	-	9,300	3.16	15,500	4.54	19,000	5.57	916	1,309	1,833	11.8	19.6															
	9	15	-	-	24	5,813	9,688	-	-	9,300	2.73	15,500	4.54	19,000	5.57	916	1,309	1,833	11.8	19.6															
	12	12	-	-	24	7,750	7,750	-	-	9,300	3.16	15,500	4.54	19,000	5.57	916	1,309	1,833	11.8	19.6															

Table 2: LMU18CHV with Non-Ducted, Ducted and Mixed Indoor Units — Rated Heating Combination Table.

No. of Indoor Units		Heating Capacity																			COP	HSPF													
		Indoor Unit Combination (kBtu/h)					Room Capacity (Btu/h)				Total Capacity						Input (W)																		
		IDU 1	IDU 2	IDU 3	IDU 4	Total	Unit 1	Unit 2	Unit 3	Unit 4	Minimum		Rated		Maximum		Min.	Rated	Max.																
																				Btu/h	kW	Btu/h	kW	Btu/h	kW	Btu/h	kW								
<b>Non-Ducted Indoor Units</b>																																			
Two Units	7	7	-	-	14	8,540	8,540	-	-	10,248	3.00	17,080	5.01	19,642	5.76	1,155	1,650	2,310	3.0	9.3															
	7	9	-	-	16	8,540	10,980	-	-	11,712	3.43	19,520	5.72	22,448	6.58	1,309	1,870	2,420	3.1	9.4															
	9	9	-	-	18	11,000	11,000	-	-	13,200	3.87	22,000	6.45	24,000	7.03	1,428	2,040	2,420	3.2	9.7															
	7	12	-	-	19	8,105	13,895	-	-	13,200	3.87	22,000	6.45	24,000	7.03	1,428	2,040	2,420	3.2	9.7															
	9	12	-	-	21	9,429	12,571	-	-	13,200	3.87	22,000	6.45	24,000	7.03	1,428	2,040	2,420	3.2	9.7															
	7	15	-	-	22	7,000	15,000	-	-	13,200	3.87	22,000	6.45	24,000	7.03	1,428	2,040	2,420	3.2	9.7															
	9	15	-	-	24	8,250	13,750	-	-	13,200	3.87	22,000	6.45	24,000	7.03	1,428	2,040	2,420	3.2	9.7															
12	12	-	-	24	11,000	11,000	-	-	13,200	3.87	22,000	6.45	24,000	7.03	1,428	2,040	2,420	3.2	9.7																
<b>Ducted Indoor Units</b>																																			
Two Units	9	9	-	-	18	9,900	9,900	-	-	11,880	3.48	19,800	5.80	24,000	7.03	1,386	1,980	2,420	2.9	9.7															
	9	12	-	-	21	8,486	11,314	-	-	11,880	3.48	19,800	5.80	24,000	7.03	1,386	1,980	2,420	2.9	9.7															
	12	12	-	-	24	9,900	9,900	-	-	11,880	3.48	19,800	5.80	24,000	7.03	1,386	1,980	2,420	2.9	9.7															
<b>Mixed Indoor Units</b>																																			
Two Units	7	9	-	-	16	8,113	10,431	-	-	11,126	3.26	18,544	5.43	21,326	6.25	1,290	1,843	2,420	2.9	9.4															
	9	9	-	-	18	10,450	10,450	-	-	12,540	3.68	20,900	6.13	24,000	7.03	1,407	2,010	2,420	3.0	9.7															
	7	12	-	-	19	7,700	13,200	-	-	12,540	3.68	20,900	6.13	24,000	7.03	1,407	2,010	2,420	3.0	9.7															
	9	12	-	-	21	8,957	11,943	-	-	12,540	3.68	20,900	6.13	24,000	7.03	1,407	2,010	2,420	3.0	9.7															
	9	15	-	-	24	7,838	13,063	-	-	12,540	3.68	20,900	6.13	24,000	7.03	1,407	2,010	2,420	3.0	9.7															
	12	12	-	-	24	10,450	10,450	-	-	12,540	3.68	20,900	6.13	24,000	7.03	1,407	2,010	2,420	3.0	9.7															

**Note:**

Combination Tables convey the allocation of outdoor unit Rated Capacity to each of the indicated indoor units when calling for conditioning at the same time. Refer to the Multi F ODU Combination and Performance Data manuals for more detailed information.

- Capacity as rated: 0 ft. above sea level with 25 ft. of refrigerant piping. 0 ft. level difference between outdoor and indoor units.
- Cooling capacity rating obtained with air entering the indoor unit at 80°F dry bulb (DB) and 67°F wet bulb (WB), and outdoor ambient conditions of 95°F dry bulb (DB) and 75°F wet bulb (WB).
- Wiring cable size must comply with the applicable local and national codes.
- The specification may be subject to change without prior notice for purpose of improvement.
- At least two indoor units should be connected.
- Heating capacity rating obtained with air entering the indoor unit at 70°F dry bulb (DB) and 60°F wet bulb (WB), and outdoor ambient conditions of 47°F dry bulb (DB) and 43°F wet bulb (WB).

# COMBINATION TABLES

## LMU24CHV

Table 3: LMU24CHV with Non-Ducted and Ducted Indoor Units — Rated Cooling Combination Table.

No. of Indoor Units	Indoor Unit Combination (kBtu/h)				Room Capacity				Total Capacity						Input (W)			EER	SEER	
	IDU 1	IDU 2	IDU 3	IDU 4	Total	Unit 1	Unit 2	Unit 3	Unit 4	Minimum		Rated		Maximum		Min.	Rated			Max.
										Btu/h	kW	Btu/h	kW	Btu/h	kW					
<b>Non-Ducted Indoor Units</b>																				
Two Units	7	7	-	-	14	7,000	7,000	-	-	8,400	2.46	14,000	4.10	16,800	4.92	798	1,140	1,596	12.3	19.7
	7	9	-	-	16	7,000	9,000	-	-	9,600	2.81	16,000	4.69	19,200	5.63	903	1,290	1,806	12.4	19.9
	9	9	-	-	18	9,000	9,000	-	-	10,800	3.17	18,000	5.28	21,600	6.33	1,008	1,440	2,016	12.5	20.1
	7	12	-	-	19	7,000	12,000	-	-	11,400	3.34	19,000	5.57	22,800	6.68	1,057	1,510	2,114	12.6	20.2
	9	12	-	-	21	8,571	11,429	-	-	12,000	3.52	20,000	5.86	24,000	7.03	1,106	1,580	2,212	12.7	20.3
	7	15	-	-	22	6,364	13,636	-	-	12,000	3.52	20,000	5.86	24,000	7.03	1,106	1,580	2,212	12.7	20.3
	9	15	-	-	24	7,500	12,500	-	-	12,000	3.52	20,000	5.86	24,000	7.03	1,106	1,580	2,212	12.7	20.3
	12	12	-	-	24	10,000	10,000	-	-	12,000	3.52	20,000	5.86	24,000	7.03	1,106	1,580	2,212	12.7	20.3
	7	18	-	-	25	5,600	14,400	-	-	12,000	3.52	20,000	5.86	24,000	7.03	1,106	1,580	2,212	12.7	20.3
	9	18	-	-	27	6,667	13,333	-	-	12,000	3.52	20,000	5.86	24,000	7.03	1,106	1,580	2,212	12.7	20.3
	12	15	-	-	27	8,889	11,111	-	-	12,000	3.52	20,000	5.86	24,000	7.03	1,106	1,580	2,212	12.7	20.3
	12	18	-	-	30	8,000	12,000	-	-	12,000	3.52	20,000	5.86	24,000	7.03	1,106	1,580	2,212	12.7	20.3
	15	15	-	-	30	10,000	10,000	-	-	12,000	3.52	20,000	5.86	24,000	7.03	1,106	1,580	2,212	12.7	20.3
	7	24	-	-	31	4,516	15,484	-	-	12,000	3.52	20,000	5.86	24,000	7.03	1,106	1,580	2,212	12.7	20.3
	9	24	-	-	33	5,455	14,545	-	-	12,000	3.52	20,000	5.86	24,000	7.03	1,106	1,580	2,212	12.7	20.3
15	18	-	-	33	9,091	10,909	-	-	12,000	3.52	20,000	5.86	24,000	7.03	1,106	1,580	2,212	12.7	20.3	
Three Units	7	7	7	-	21	6,667	6,667	6,667	-	12,000	3.52	20,000	5.86	25,000	7.33	1,037	1,481	2,073	13.5	21.7
	7	7	9	-	23	6,087	6,087	7,826	-	12,000	3.52	20,000	5.86	25,000	7.33	1,037	1,481	2,073	13.5	21.7
	7	9	9	-	25	5,600	7,200	7,200	-	12,000	3.52	20,000	5.86	25,000	7.33	1,037	1,481	2,073	13.5	21.7
	7	7	12	-	26	5,385	5,385	9,231	-	12,000	3.52	20,000	5.86	25,000	7.33	1,037	1,481	2,073	13.5	21.7
	9	9	9	-	27	6,667	6,667	6,667	-	12,000	3.52	20,000	5.86	25,000	7.33	1,037	1,481	2,073	13.5	21.7
	7	9	12	-	28	5,000	6,429	8,571	-	12,000	3.52	20,000	5.86	25,000	7.33	1,037	1,481	2,073	13.5	21.7
	7	7	15	-	29	4,828	4,828	10,345	-	12,000	3.52	20,000	5.86	25,000	7.33	1,037	1,481	2,073	13.5	21.7
	9	9	12	-	30	6,000	6,000	8,000	-	12,000	3.52	20,000	5.86	25,000	7.33	1,037	1,481	2,073	13.5	21.7
	7	9	15	-	31	4,516	5,806	9,677	-	12,000	3.52	20,000	5.86	25,000	7.33	1,037	1,481	2,073	13.5	21.7
	7	12	12	-	31	4,516	7,742	7,742	-	12,000	3.52	20,000	5.86	25,000	7.33	1,037	1,481	2,073	13.5	21.7
	7	7	18	-	32	4,375	4,375	11,250	-	12,000	3.52	20,000	5.86	25,000	7.33	1,037	1,481	2,073	13.5	21.7
	9	9	15	-	33	5,455	5,455	9,091	-	12,000	3.52	20,000	5.86	25,000	7.33	1,037	1,481	2,073	13.5	21.7
9	12	12	-	33	5,455	7,273	7,273	-	12,000	3.52	20,000	5.86	25,000	7.33	1,037	1,481	2,073	13.5	21.7	
<b>Ducted Indoor Units</b>																				
Two Units	9	9	-	-	18	8,010	8,010	-	-	9,612	2.82	16,020	4.70	19,224	5.63	1,054	1,505	2,107	10.6	16.2
	9	12	-	-	21	7,629	10,171	-	-	10,680	3.13	17,800	5.22	21,360	6.26	1,156	1,651	2,312	10.8	16.4
	12	12	-	-	24	8,900	8,900	-	-	10,680	3.13	17,800	5.22	21,360	6.26	1,156	1,651	2,312	10.8	16.4
	9	18	-	-	27	5,933	11,867	-	-	10,680	3.13	17,800	5.22	21,360	6.26	1,156	1,651	2,312	10.8	16.4
Three Units	9	9	9	-	27	5,933	5,933	5,933	-	10,680	3.13	17,800	5.22	22,250	6.52	1,084	1,548	2,167	11.5	17.5
	9	9	12	-	30	5,340	5,340	7,120	-	10,680	3.13	17,800	5.22	22,250	6.52	1,084	1,548	2,167	11.5	17.5
	9	12	12	-	33	4,855	6,473	6,473	-	10,680	3.13	17,800	5.22	22,250	6.52	1,084	1,548	2,167	11.5	17.5

1. Capacity as rated: 0 ft. above sea level with 25 ft. of refrigerant piping.  
0 ft. level difference between outdoor and indoor units.  
2. Cooling capacity rating obtained with air entering the indoor unit at 80°F dry bulb (DB) and 67°F wet bulb (WB), and outdoor ambient conditions of 95°F dry bulb (DB) and 75°F wet bulb (WB).

3. Wiring cable size must comply with the applicable local and national codes.  
4. The specification may be subject to change without prior notice for purpose of improvement.  
\*At least two indoor units should be connected.

# COMBINATION TABLES

## LMU24CHV

Table 4: LMU24CHV with Mixed Indoor Units — Rated Cooling Combination Table.

No. of Indoor Units	Indoor Unit Combination (kBtu/h)				Cooling Capacity								Input (W)			EER	SEER			
	IDU 1	IDU 2	IDU 3	IDU 4	Total	Room Capacity				Total Capacity				Min.	Rated			Max.		
						Unit 1	Unit 2	Unit 3	Unit 4	Minimum Btu/h	Minimum kW	Rated Btu/h	Rated kW						Maximum Btu/h	Maximum kW
<b>Mixed Indoor Units</b>																				
Two Units	7	9	-	-	16	6,615	8,505	-	-	9,072	2.66	15,120	4.43	18,144	5.32	923	1,319	1,847	11.5	18.0
	9	9	-	-	18	8,505	8,505	-	-	10,206	2.99	17,010	4.99	20,412	5.98	1,031	1,473	2,062	11.6	18.1
	7	12	-	-	19	6,615	11,340	-	-	10,773	3.16	17,955	5.26	21,546	6.31	1,081	1,544	2,162	11.6	18.3
	9	12	-	-	21	8,100	10,800	-	-	11,340	3.32	18,900	5.54	22,680	6.65	1,131	1,616	2,262	11.7	18.4
	9	15	-	-	24	7,088	11,813	-	-	11,340	3.32	18,900	5.54	22,680	6.65	1,131	1,616	2,262	11.7	18.4
	12	12	-	-	24	9,450	9,450	-	-	11,340	3.32	18,900	5.54	22,680	6.65	1,131	1,616	2,262	11.7	18.4
	7	18	-	-	25	5,292	13,608	-	-	11,340	3.32	18,900	5.54	22,680	6.65	1,131	1,616	2,262	11.7	18.4
	9	18	-	-	27	6,300	12,600	-	-	11,340	3.32	18,900	5.54	22,680	6.65	1,131	1,616	2,262	11.7	18.4
	12	15	-	-	27	8,400	10,500	-	-	11,340	3.32	18,900	5.54	22,680	6.65	1,131	1,616	2,262	11.7	18.4
	12	18	-	-	30	7,560	11,340	-	-	11,340	3.32	18,900	5.54	22,680	6.65	1,131	1,616	2,262	11.7	18.4
Three Units	15	18	-	-	33	8,591	10,309	-	-	11,340	3.32	18,900	5.54	22,680	6.65	1,131	1,616	2,262	11.7	18.4
	9	24*	-	-	33	5,155	13,745	-	-	11,340	3.32	18,900	5.54	22,680	6.65	1,131	1,616	2,262	11.7	18.4
	7	7	9	-	23	5,752	5,752	7,396	-	11,340	3.32	18,900	5.54	23,625	6.92	1,060	1,515	2,120	12.5	19.6
	7	9	9	-	25	5,292	6,804	6,804	-	11,340	3.32	18,900	5.54	23,625	6.92	1,060	1,515	2,120	12.5	19.6
	7	7	12	-	26	5,088	5,088	8,723	-	11,340	3.32	18,900	5.54	23,625	6.92	1,060	1,515	2,120	12.5	19.6
	9	9	9	-	27	6,300	6,300	6,300	-	11,340	3.32	18,900	5.54	23,625	6.92	1,060	1,515	2,120	12.5	19.6
	7	9	12	-	28	4,725	6,075	8,100	-	11,340	3.32	18,900	5.54	23,625	6.92	1,060	1,515	2,120	12.5	19.6
	9	9	12	-	30	5,670	5,670	7,560	-	11,340	3.32	18,900	5.54	23,625	6.92	1,060	1,515	2,120	12.5	19.6
	7	9	15	-	31	4,268	5,487	9,145	-	11,340	3.32	18,900	5.54	23,625	6.92	1,060	1,515	2,120	12.5	19.6
	7	12	12	-	31	4,268	7,316	7,316	-	11,340	3.32	18,900	5.54	23,625	6.92	1,060	1,515	2,120	12.5	19.6
Three Units	7	7	18	-	32	4,134	4,134	10,631	-	11,340	3.32	18,900	5.54	23,625	6.92	1,060	1,515	2,120	12.5	19.6
	9	9	15	-	33	5,155	5,155	8,591	-	11,340	3.32	18,900	5.54	23,625	6.92	1,060	1,515	2,120	12.5	19.6
	9	12	12	-	33	5,155	6,873	6,873	-	11,340	3.32	18,900	5.54	23,625	6.92	1,060	1,515	2,120	12.5	19.6

1. Capacity as rated: 0 ft. above sea level with 25 ft. of refrigerant piping.  
0 ft. level difference between outdoor and indoor units.  
2. Cooling capacity rating obtained with air entering the indoor unit at 80°F dry bulb (DB) and 67°F wet bulb (WB), and outdoor ambient conditions of 95°F dry bulb (DB) and 75°F wet bulb (WB).

3. Wiring cable size must comply with the applicable local and national codes.  
4. The specification may be subject to change without prior notice for purpose of improvement.  
5. At least two indoor units should be connected.  
\*The indoor unit must be non-ducted type.

# COMBINATION TABLES

## LMU24CHV

Table 5: LMU24CHV with Non-Ducted and Ducted Indoor Units — Rated Heating Combination Table.

Heating Capacity																				
No. of Indoor Units	Indoor Unit Combination (kBtu/h)					Room Capacity (Btu/h)				Total Capacity						Input (W)			COP	HSPF
	IDU 1	IDU 2	IDU 3	IDU 4	Total	Unit 1	Unit 2	Unit 3	Unit 4	Minimum		Rated		Maximum		Min.	Rated	Max.		
Non-Ducted Indoor Units																				
Two Units	7	7	-	-	14	7,700	7,700	-	-	9,240	2.71	15,400	4.51	17,710	5.19	1,092	1,560	2,184	2.9	7.8
	7	9	-	-	16	7,700	9,900	-	-	10,560	3.09	17,600	5.16	20,240	5.93	1,134	1,620	2,268	3.2	8.6
	9	9	-	-	18	9,900	9,900	-	-	11,880	3.48	19,800	5.80	22,770	6.67	1,197	1,710	2,394	3.4	9.2
	7	12	-	-	19	7,700	13,200	-	-	12,540	3.68	20,900	6.13	24,035	7.04	1,232	1,760	2,464	3.5	9.4
	9	12	-	-	21	9,900	13,200	-	-	13,860	4.06	23,100	6.77	26,565	7.79	1,323	1,890	2,580	3.6	9.7
	7	15	-	-	22	7,636	16,364	-	-	14,400	4.22	24,000	7.03	27,600	8.09	1,358	1,940	2,580	3.6	9.8
	9	15	-	-	24	9,000	15,000	-	-	14,400	4.22	24,000	7.03	27,600	8.09	1,358	1,940	2,580	3.6	9.8
	12	12	-	-	24	12,000	12,000	-	-	14,400	4.22	24,000	7.03	27,600	8.09	1,358	1,940	2,580	3.6	9.8
	7	18	-	-	25	6,720	17,280	-	-	14,400	4.22	24,000	7.03	27,600	8.09	1,358	1,940	2,580	3.6	9.8
	9	18	-	-	27	8,000	16,000	-	-	14,400	4.22	24,000	7.03	27,600	8.09	1,358	1,940	2,580	3.6	9.8
	12	15	-	-	27	10,667	13,333	-	-	14,400	4.22	24,000	7.03	27,600	8.09	1,358	1,940	2,580	3.6	9.8
	12	18	-	-	30	9,600	14,400	-	-	14,400	4.22	24,000	7.03	27,600	8.09	1,358	1,940	2,580	3.6	9.8
	15	15	-	-	30	12,000	12,000	-	-	14,400	4.22	24,000	7.03	27,600	8.09	1,358	1,940	2,580	3.6	9.8
	7	24	-	-	31	5,419	18,581	-	-	14,400	4.22	24,000	7.03	27,600	8.09	1,358	1,940	2,580	3.6	9.8
	9	24	-	-	33	6,545	17,455	-	-	14,400	4.22	24,000	7.03	27,600	8.09	1,358	1,940	2,580	3.6	9.8
15	18	-	-	33	10,909	13,091	-	-	14,400	4.22	24,000	7.03	27,600	8.09	1,358	1,940	2,580	3.6	9.8	
Three Units	7	7	7	-	21	7,700	7,700	7,700	-	13,860	4.06	23,100	6.77	27,720	8.12	1,246	1,780	2,492	3.8	10.3
	7	7	9	-	23	7,304	7,304	9,391	-	14,400	4.22	24,000	7.03	28,800	8.44	1,260	1,800	2,520	3.9	10.6
	7	9	9	-	25	6,720	8,640	8,640	-	14,400	4.22	24,000	7.03	28,800	8.44	1,260	1,800	2,520	3.9	10.6
	7	7	12	-	26	6,462	6,462	11,077	-	14,400	4.22	24,000	7.03	28,800	8.44	1,260	1,800	2,520	3.9	10.6
	9	9	9	-	27	8,000	8,000	8,000	-	14,400	4.22	24,000	7.03	28,800	8.44	1,260	1,800	2,520	3.9	10.6
	7	9	12	-	28	6,000	7,714	10,286	-	14,400	4.22	24,000	7.03	28,800	8.44	1,260	1,800	2,520	3.9	10.6
	7	7	15	-	29	5,793	5,793	12,414	-	14,400	4.22	24,000	7.03	28,800	8.44	1,260	1,800	2,520	3.9	10.6
	9	9	12	-	30	7,200	7,200	9,600	-	14,400	4.22	24,000	7.03	28,800	8.44	1,260	1,800	2,520	3.9	10.6
	7	9	15	-	31	5,419	6,968	11,613	-	14,400	4.22	24,000	7.03	28,800	8.44	1,260	1,800	2,520	3.9	10.6
	7	12	12	-	31	5,419	9,290	9,290	-	14,400	4.22	24,000	7.03	28,800	8.44	1,260	1,800	2,520	3.9	10.6
	7	7	18	-	32	5,250	5,250	13,500	-	14,400	4.22	24,000	7.03	28,800	8.44	1,260	1,800	2,520	3.9	10.6
	9	9	15	-	33	6,545	6,545	10,909	-	14,400	4.22	24,000	7.03	28,800	8.44	1,260	1,800	2,520	3.9	10.6
9	12	12	-	33	6,545	8,727	8,727	-	14,400	4.22	24,000	7.03	28,800	8.44	1,260	1,800	2,520	3.9	10.6	
Ducted Indoor Units																				
Two Units	9	9	-	-	18	9,281	9,281	-	-	11,138	3.26	18,563	5.44	21,347	6.26	1,275	1,822	2,551	3.0	8.5
	9	12	-	-	21	9,281	12,375	-	-	12,994	3.81	21,656	6.35	24,905	7.3	1,410	2,014	2,580	3.2	9.0
	12	12	-	-	24	11,200	11,200	-	-	13,440	3.94	22,400	6.57	25,760	7.55	1,447	2,067	2,580	3.2	9.1
	9	18	-	-	27	7,467	14,933	-	-	13,440	3.94	22,400	6.57	25,760	7.55	1,447	2,067	2,580	3.2	9.1
	12	18	-	-	30	8,960	13,440	-	-	13,440	3.94	22,400	6.57	25,760	7.55	1,447	2,067	2,580	3.2	9.1
Three Units	9	9	9	-	27	7,467	7,467	7,467	-	13,440	3.94	22,400	6.57	26,880	7.88	1,343	1,918	2,685	3.4	9.8
	9	9	12	-	30	6,720	6,720	8,960	-	13,440	3.94	22,400	6.57	26,880	7.88	1,343	1,918	2,685	3.4	9.8
	9	12	12	-	33	6,109	8,145	8,145	-	13,440	3.94	22,400	6.57	26,880	7.88	1,343	1,918	2,685	3.4	9.8

1. Capacity as rated: 0 ft. above sea level with 25 ft. of refrigerant piping.  
0 ft. level difference between outdoor and indoor units.  
2. Heating capacity rating obtained with air entering the indoor unit at 70°F dry bulb (DB) and 60°F wet bulb (WB), and outdoor ambient conditions of 47°F dry bulb (DB) and 43°F wet bulb (WB).

3. Wiring cable size must comply with the applicable local and national codes.  
4. The specification may be subject to change without prior notice for purpose of improvement.  
5. At least two indoor units should be connected.



# COMBINATION TABLES

## LMU24CHV

Table 6: LMU24CHV with Mixed Indoor Units — Rated Heating Combination Table.

No. of Indoor Units	Heating Capacity																				COP	HSPF						
	Indoor Unit Combination (kBtu/h)					Room Capacity (Btu/h)				Total Capacity						Input (W)												
	IDU 1	IDU 2	IDU 3	IDU 4	Total	Unit 1	Unit 2	Unit 3	Unit 4	Minimum		Rated		Maximum		Min.	Rated	Max.										
																				Btu/h	kW	Btu/h	kW	Btu/h	kW	Min.	Rated	Max.
Mixed Indoor Units																												
Two Units	7	9	-	-	16	7,459	9,591	-	-	10,230	3.00	17,050	5.00	19,608	5.75	1,171	1,673	2,342	3.0	8.3								
	9	9	-	-	18	9,591	9,591	-	-	11,509	3.37	19,181	5.62	22,058	6.46	1,236	1,766	2,472	3.2	8.9								
	7	12	-	-	19	7,459	12,788	-	-	12,148	3.56	20,247	5.93	23,284	6.82	1,272	1,818	2,545	3.3	9.1								
	9	12	-	-	21	9,591	12,788	-	-	13,427	3.94	22,378	6.56	25,735	7.54	1,366	1,952	2,580	3.4	9.4								
	9	15	-	-	24	8,719	14,531	-	-	13,950	4.09	23,250	6.81	26,738	7.84	1,403	2,004	2,580	3.4	9.5								
	12	12	-	-	24	11,625	11,625	-	-	13,950	4.09	23,250	6.81	26,738	7.84	1,403	2,004	2,580	3.4	9.5								
	7	18	-	-	25	6,510	16,740	-	-	13,950	4.09	23,250	6.81	26,738	7.84	1,403	2,004	2,580	3.4	9.5								
	9	18	-	-	27	7,750	15,500	-	-	13,950	4.09	23,250	6.81	26,738	7.84	1,403	2,004	2,580	3.4	9.5								
	12	15	-	-	27	10,333	12,917	-	-	13,950	4.09	23,250	6.81	26,738	7.84	1,403	2,004	2,580	3.4	9.5								
	12	18	-	-	30	9,300	13,950	-	-	13,950	4.09	23,250	6.81	26,738	7.84	1,403	2,004	2,580	3.4	9.5								
Three Units	15	18	-	-	33	10,568	12,682	-	-	13,950	4.09	23,250	6.81	26,738	7.84	1,403	2,004	2,580	3.4	9.5								
	9	24*	-	-	33	6,341	16,909	-	-	13,950	4.09	23,250	6.81	26,738	7.84	1,403	2,004	2,580	3.4	9.5								
	7	7	9	-	23	7,076	7,076	9,098	-	13,950	4.09	23,250	6.81	27,900	8.18	1,301	1,859	2,603	3.7	10.2								
	7	9	9	-	25	6,510	8,370	8,370	-	13,950	4.09	23,250	6.81	27,900	8.18	1,301	1,859	2,603	3.7	10.2								
	7	7	12	-	26	6,260	6,260	10,731	-	13,950	4.09	23,250	6.81	27,900	8.18	1,301	1,859	2,603	3.7	10.2								
	9	9	9	-	27	7,750	7,750	7,750	-	13,950	4.09	23,250	6.81	27,900	8.18	1,301	1,859	2,603	3.7	10.2								
	7	9	12	-	28	5,813	7,473	9,964	-	13,950	4.09	23,250	6.81	27,900	8.18	1,301	1,859	2,603	3.7	10.2								
	9	9	12	-	30	6,975	6,975	9,300	-	13,950	4.09	23,250	6.81	27,900	8.18	1,301	1,859	2,603	3.7	10.2								
	7	9	15	-	31	5,250	6,750	11,250	-	13,950	4.09	23,250	6.81	27,900	8.18	1,301	1,859	2,603	3.7	10.2								
	7	12	12	-	31	5,250	9,000	9,000	-	13,950	4.09	23,250	6.81	27,900	8.18	1,301	1,859	2,603	3.7	10.2								
7	7	18	-	32	5,086	5,086	13,078	-	13,950	4.09	23,250	6.81	27,900	8.18	1,301	1,859	2,603	3.7	10.2									
9	9	15	-	33	6,341	6,341	10,568	-	13,950	4.09	23,250	6.81	27,900	8.18	1,301	1,859	2,603	3.7	10.2									
9	12	12	-	33	6,341	8,455	8,455	-	13,950	4.09	23,250	6.81	27,900	8.18	1,301	1,859	2,603	3.7	10.2									

1. Capacity as rated: 0 ft. above sea level with 25 ft. of refrigerant piping.  
0 ft. level difference between outdoor and indoor units.  
2. Heating capacity rating obtained with air entering the indoor unit at 70°F dry bulb (DB) and 60°F wet bulb (WB), and outdoor ambient conditions of 47°F dry bulb (DB) and 43°F wet bulb (WB).

3. Wiring cable size must comply with the applicable local and national codes.  
4. The specification may be subject to change without prior notice for purpose of improvement.  
5. At least two indoor units should be connected.  
\*The indoor unit must be non-ducted type.

# COMBINATION TABLES

## LMU30CHV

Table 7: LMU30CHV with Non-Ducted Indoor Units — Rated Cooling Combination Table.

Cooling Capacity																				
No. of Indoor Units	Indoor Unit Combination (kBtu/h)					Room Capacity (Btu/h)				Total Capacity						Input (W)			EER	SEER
	IDU 1	IDU 2	IDU 3	IDU 4	Total	Unit 1	Unit 2	Unit 3	Unit 4	Minimum		Rated		Maximum		Min.	Rated	Max.		
Non-Ducted Indoor Units																				
Two Units	7	7	-	-	14	7,000	7,000	-	-	8,400	2.46	14,000	4.10	15,540	4.55	936	1,337	1,872	10.5	17.7
	7	9	-	-	16	7,000	9,000	-	-	9,600	2.81	16,000	4.69	17,760	5.21	1,053	1,504	2,106	10.6	18.0
	9	9	-	-	18	9,000	9,000	-	-	10,800	3.17	18,000	5.28	19,980	5.86	1,184	1,691	2,367	10.6	18.0
	7	12	-	-	19	7,000	12,000	-	-	11,400	3.34	19,000	5.57	21,090	6.18	1,239	1,769	2,477	10.7	18.2
	9	12	-	-	21	9,000	12,000	-	-	12,600	3.69	21,000	6.15	23,310	6.83	1,356	1,936	2,711	10.8	18.4
	7	15	-	-	22	7,000	15,000	-	-	13,200	3.87	22,000	6.45	24,420	7.16	1,404	2,005	2,807	11.0	18.6
	9	15	-	-	24	9,000	15,000	-	-	14,400	4.22	24,000	7.03	26,640	7.81	1,500	2,143	3,000	11.2	19.0
	12	12	-	-	24	12,000	12,000	-	-	14,400	4.22	24,000	7.03	26,640	7.81	1,500	2,143	3,000	11.2	19.0
	7	18	-	-	25	7,000	18,000	-	-	15,000	4.40	25,000	7.33	27,750	8.13	1,555	2,222	3,110	11.3	19.1
	9	18	-	-	27	9,000	18,000	-	-	16,200	4.75	27,000	7.91	29,970	8.78	1,665	2,379	3,330	11.4	19.2
	12	15	-	-	27	12,000	15,000	-	-	16,200	4.75	27,000	7.91	29,970	8.78	1,665	2,379	3,330	11.4	19.2
	12	18	-	-	30	12,000	18,000	-	-	18,000	5.28	30,000	8.79	33,300	9.76	1,810	2,585	3,619	11.6	19.7
	15	15	-	-	30	15,000	15,000	-	-	18,000	5.28	30,000	8.79	33,300	9.76	1,810	2,585	3,619	11.6	19.7
	7	24	-	-	31	6,774	23,226	-	-	18,000	5.28	30,000	8.79	33,300	9.76	1,810	2,585	3,619	11.6	19.7
	9	24	-	-	33	8,182	21,818	-	-	18,000	5.28	30,000	8.79	33,300	9.76	1,810	2,585	3,619	11.6	19.7
15	18	-	-	33	13,636	16,364	-	-	18,000	5.28	30,000	8.79	33,300	9.76	1,810	2,585	3,619	11.6	19.7	
18	18	-	-	36	15,000	15,000	-	-	18,000	5.28	30,000	8.79	33,300	9.76	1,810	2,585	3,619	11.6	19.7	
12	24	-	-	36	10,000	20,000	-	-	18,000	5.28	30,000	8.79	33,300	9.76	1,810	2,585	3,619	11.6	19.7	
15	24	-	-	39	11,538	18,462	-	-	18,000	5.28	30,000	8.79	33,300	9.76	1,810	2,585	3,619	11.6	19.7	
Three Units	7	7	7	-	21	7,000	7,000	7,000	-	12,600	3.69	21,000	6.15	24,150	7.08	1,314	1,877	2,628	11.2	18.9
	7	7	9	-	23	7,000	7,000	9,000	-	13,800	4.04	23,000	6.74	26,450	7.75	1,417	2,025	2,835	11.4	19.2
	7	9	9	-	25	7,000	9,000	9,000	-	15,000	4.40	25,000	7.33	28,750	8.43	1,528	2,182	3,055	11.5	19.4
	7	7	12	-	26	7,000	7,000	12,000	-	15,600	4.57	26,000	7.62	29,900	8.76	1,555	2,222	3,110	11.7	19.8
	9	9	9	-	27	9,000	9,000	9,000	-	16,200	4.75	27,000	7.91	31,050	9.10	1,583	2,261	3,165	11.9	20.2
	7	9	12	-	28	7,000	9,000	12,000	-	16,800	4.92	28,000	8.21	32,200	9.44	1,617	2,310	3,234	12.1	20.5
	7	7	15	-	29	7,000	7,000	15,000	-	17,400	5.10	29,000	8.50	33,350	9.77	1,651	2,359	3,303	12.3	20.8
	9	9	12	-	30	9,000	9,000	12,000	-	18,000	5.28	30,000	8.79	34,500	10.11	1,693	2,418	3,385	12.4	21.0
	7	9	15	-	31	6,774	8,710	14,516	-	18,000	5.28	30,000	8.79	34,500	10.11	1,693	2,418	3,385	12.4	21.0
	7	12	12	-	31	6,774	11,613	11,613	-	18,000	5.28	30,000	8.79	34,500	10.11	1,693	2,418	3,385	12.4	21.0
	7	7	18	-	32	6,563	6,563	16,875	-	18,000	5.28	30,000	8.79	34,500	10.11	1,693	2,418	3,385	12.4	21.0
	9	9	15	-	33	8,182	8,182	13,636	-	18,000	5.28	30,000	8.79	34,500	10.11	1,693	2,418	3,385	12.4	21.0
	9	12	12	-	33	8,182	10,909	10,909	-	18,000	5.28	30,000	8.79	34,500	10.11	1,693	2,418	3,385	12.4	21.0
	7	9	18	-	34	6,176	7,941	15,882	-	18,000	5.28	30,000	8.79	34,500	10.11	1,693	2,418	3,385	12.4	21.0
	7	12	15	-	34	6,176	10,588	13,235	-	18,000	5.28	30,000	8.79	34,500	10.11	1,693	2,418	3,385	12.4	21.0
	9	9	18	-	36	7,500	7,500	15,000	-	18,000	5.28	30,000	8.79	34,500	10.11	1,693	2,418	3,385	12.4	21.0
	9	12	15	-	36	7,500	10,000	12,500	-	18,000	5.28	30,000	8.79	34,500	10.11	1,693	2,418	3,385	12.4	21.0
	12	12	12	-	36	10,000	10,000	10,000	-	18,000	5.28	30,000	8.79	34,500	10.11	1,693	2,418	3,385	12.4	21.0
	7	12	18	-	37	5,676	9,730	14,595	-	18,000	5.28	30,000	8.79	34,500	10.11	1,693	2,418	3,385	12.4	21.0
	7	15	15	-	37	5,676	12,162	12,162	-	18,000	5.28	30,000	8.79	34,500	10.11	1,693	2,418	3,385	12.4	21.0
	7	7	24	-	38	5,526	5,526	18,947	-	18,000	5.28	30,000	8.79	34,500	10.11	1,693	2,418	3,385	12.4	21.0
9	12	18	-	39	6,923	9,231	13,846	-	18,000	5.28	30,000	8.79	34,500	10.11	1,693	2,418	3,385	12.4	21.0	
9	15	15	-	39	6,923	11,538	11,538	-	18,000	5.28	30,000	8.79	34,500	10.11	1,693	2,418	3,385	12.4	21.0	
12	12	15	-	39	9,231	9,231	11,538	-	18,000	5.28	30,000	8.79	34,500	10.11	1,693	2,418	3,385	12.4	21.0	
7	9	24	-	40	5,250	6,750	18,000	-	18,000	5.28	30,000	8.79	34,500	10.11	1,693	2,418	3,385	12.4	21.0	
7	15	18	-	40	5,250	11,250	13,500	-	18,000	5.28	30,000	8.79	34,500	10.11	1,693	2,418	3,385	12.4	21.0	

1. Capacity as rated: 0 ft. above sea level with 25 ft. of refrigerant piping.  
0 ft. level difference between outdoor and indoor units.  
2. Cooling capacity rating obtained with air entering the indoor unit at 80°F dry bulb (DB) and 67°F wet bulb (WB), and outdoor ambient conditions of 95°F dry bulb (DB) and 75°F wet bulb (WB).

3. Wiring cable size must comply with the applicable local and national codes.  
4. The specification may be subject to change without prior notice for purpose of improvement.  
\*At least two indoor units should be connected.

# COMBINATION TABLES

## LMU30CHV

Table 8: LMU30CHV with Non-Ducted, Ducted and Mixed Indoor Units — Rated Cooling Combination Table.

Cooling Capacity																				
No. of Indoor Units	Indoor Unit Combination (kBtu/h)					Room Capacity (Btu/h)				Total Capacity						Input (W)			EER	SEER
	IDU 1	IDU 2	IDU 3	IDU 4	Total	Unit 1	Unit 2	Unit 3	Unit 4	Minimum		Rated		Maximum		Min.	Rated	Max.		
										Btu/h	kW	Btu/h	kW	Btu/h	kW					
<b>Non-Ducted Indoor Units</b>																				
Four Units	7	7	7	7	28	7,000	7,000	7,000	7,000	16,800	4.92	28,000	8.21	33,600	9.85	1,514	2,163	3,028	12.9	21.9
	7	7	7	9	30	7,000	7,000	7,000	9,000	18,000	5.28	30,000	8.79	36,000	10.55	1,617	2,310	3,234	13.0	22.0
	7	7	9	9	32	6,563	6,563	8,438	8,438	18,000	5.28	30,000	8.79	36,000	10.55	1,617	2,310	3,234	13.0	22.0
	7	7	7	12	33	6,364	6,364	6,364	10,909	18,000	5.28	30,000	8.79	36,000	10.55	1,617	2,310	3,234	13.0	22.0
	7	9	9	9	34	6,176	7,941	7,941	7,941	18,000	5.28	30,000	8.79	36,000	10.55	1,617	2,310	3,234	13.0	22.0
	7	7	9	12	35	6,000	6,000	7,714	10,286	18,000	5.28	30,000	8.79	36,000	10.55	1,617	2,310	3,234	13.0	22.0
	7	7	7	15	36	5,833	5,833	5,833	12,500	18,000	5.28	30,000	8.79	36,000	10.55	1,617	2,310	3,234	13.0	22.0
	9	9	9	9	36	7,500	7,500	7,500	7,500	18,000	5.28	30,000	8.79	36,000	10.55	1,617	2,310	3,234	13.0	22.0
	7	9	9	12	37	5,676	7,297	7,297	9,730	18,000	5.28	30,000	8.79	36,000	10.55	1,617	2,310	3,234	13.0	22.0
	7	7	9	15	38	5,526	5,526	7,105	11,842	18,000	5.28	30,000	8.79	36,000	10.55	1,617	2,310	3,234	13.0	22.0
	7	7	12	12	38	5,526	5,526	9,474	9,474	18,000	5.28	30,000	8.79	36,000	10.55	1,617	2,310	3,234	13.0	22.0
	7	7	7	18	39	5,385	5,385	5,385	13,846	18,000	5.28	30,000	8.79	36,000	10.55	1,617	2,310	3,234	13.0	22.0
	9	9	9	12	39	6,923	6,923	6,923	9,231	18,000	5.28	30,000	8.79	36,000	10.55	1,617	2,310	3,234	13.0	22.0
7	9	9	15	40	5,250	6,750	6,750	11,250	18,000	5.28	30,000	8.79	36,000	10.55	1,617	2,310	3,234	13.0	22.0	
7	9	12	12	40	5,250	6,750	9,000	9,000	18,000	5.28	30,000	8.79	36,000	10.55	1,617	2,310	3,234	13.0	22.0	
<b>Ducted Indoor Units</b>																				
Two Units	9	9	-	-	18	7,809	7,809	-	-	9,371	2.75	15,618	4.58	17,336	5.08	1,276	1,823	2,552	8.6	14.2
	9	12	-	-	21	7,809	10,412	-	-	10,933	3.20	18,221	5.34	20,225	5.93	1,462	2,088	2,923	8.7	14.4
	12	12	-	-	24	10,412	10,412	-	-	12,494	3.66	20,824	6.10	23,115	6.77	1,618	2,311	3,235	9.0	14.9
	9	18	-	-	27	7,809	15,618	-	-	14,056	4.12	23,427	6.87	26,004	7.62	1,796	2,565	3,591	9.1	15.1
	12	18	-	-	30	10,412	15,618	-	-	15,618	4.58	26,030	7.63	28,893	8.47	1,951	2,788	3,903	9.3	15.4
	18	18	-	-	36	13,700	13,700	-	-	16,440	4.82	27,400	8.03	30,414	8.91	1,951	2,788	3,903	9.8	16.3
Three Units	9	9	9	-	27	7,809	7,809	7,809	-	14,056	4.12	23,427	6.87	26,941	7.90	1,707	2,438	3,413	9.6	15.9
	9	9	12	-	30	7,809	7,809	10,412	-	15,618	4.58	26,030	7.63	29,935	8.77	1,825	2,608	3,651	10.0	16.5
	9	12	12	-	33	7,473	9,964	9,964	-	16,440	4.82	27,400	8.03	31,510	9.24	1,825	2,608	3,651	10.5	17.4
	9	9	18	-	36	6,850	6,850	13,700	-	16,440	4.82	27,400	8.03	31,510	9.24	1,825	2,608	3,651	10.5	17.4
	12	12	12	-	36	9,133	9,133	9,133	-	16,440	4.82	27,400	8.03	31,510	9.24	1,825	2,608	3,651	10.5	17.4
	9	12	18	-	39	6,323	8,431	12,646	-	16,440	4.82	27,400	8.03	31,510	9.24	1,825	2,608	3,651	10.5	17.4
Four Units	9	9	9	9	36	6,850	6,850	6,850	6,850	16,440	4.82	27,400	8.03	32,880	9.64	1,744	2,491	3,487	11.0	18.2
	9	9	9	12	39	6,323	6,323	6,323	8,431	16,440	4.82	27,400	8.03	32,880	9.64	1,744	2,491	3,487	11.0	18.2
<b>Mixed Indoor Units</b>																				
Two Units	7	9	-	-	16	6,537	8,405	-	-	8,965	2.63	14,941	4.38	16,585	4.86	1,094	1,563	2,188	9.6	16.1
	9	9	-	-	18	8,405	8,405	-	-	10,085	2.96	16,809	4.93	18,658	5.47	1,230	1,757	2,460	9.6	16.1
	7	12	-	-	19	6,537	11,206	-	-	10,646	3.12	17,743	5.20	19,695	5.77	1,287	1,839	2,574	9.6	16.2
	9	12	-	-	21	8,405	11,206	-	-	11,766	3.45	19,611	5.75	21,768	6.38	1,409	2,012	2,817	9.7	16.4
	9	15	-	-	24	8,405	14,008	-	-	13,447	3.94	22,412	6.57	24,877	7.29	1,559	2,227	3,118	10.1	16.9
	12	12	-	-	24	11,206	11,206	-	-	13,447	3.94	22,412	6.57	24,877	7.29	1,559	2,227	3,118	10.1	16.9
	7	18	-	-	25	6,537	16,809	-	-	14,008	4.11	23,346	6.84	25,914	7.59	1,616	2,309	3,232	10.1	17.0
	9	18	-	-	27	8,405	16,809	-	-	15,128	4.43	25,214	7.39	27,987	8.20	1,730	2,472	3,461	10.2	17.2
	12	15	-	-	27	11,206	14,008	-	-	15,128	4.43	25,214	7.39	27,987	8.20	1,730	2,472	3,461	10.2	17.2
	12	18	-	-	30	11,206	16,809	-	-	16,809	4.93	28,015	8.21	31,097	9.11	1,881	2,686	3,761	10.4	17.6
	7	24	-	-	31	6,403	21,954	-	-	17,015	4.99	28,358	8.31	31,477	9.23	1,881	2,686	3,761	10.6	17.8
	9	24*	-	-	33	7,827	20,873	-	-	17,220	5.05	28,700	8.41	31,857	9.34	1,881	2,686	3,761	10.7	18.0
	15	18	-	-	33	13,045	15,655	-	-	17,220	5.05	28,700	8.41	31,857	9.34	1,881	2,686	3,761	10.7	18.0
	18	18	-	-	36	14,350	14,350	-	-	17,220	5.05	28,700	8.41	31,857	9.34	1,881	2,686	3,761	10.7	18.0
	12	24*	-	-	36	9,567	19,133	-	-	17,220	5.05	28,700	8.41	31,857	9.34	1,881	2,686	3,761	10.7	18.0
	15	24*	-	-	39	11,038	17,662	-	-	17,220	5.05	28,700	8.41	31,857	9.34	1,881	2,686	3,761	10.7	18.0

1. Capacity as rated: 0 ft. above sea level with 25 ft. of refrigerant piping.  
 0 ft. level difference between outdoor and indoor units.  
 2. Cooling capacity rating obtained with air entering the indoor unit at 80°F dry bulb (DB) and 67°F wet bulb (WB), and outdoor ambient conditions of 95°F dry bulb (DB) and 75°F wet bulb (WB).  
 3. Wiring cable size must comply with the applicable local and national codes.  
 4. The specification may be subject to change without prior notice for purpose of improvement.  
 \*At least two indoor units should be connected.  
 †The indoor unit must be non-ducted type.

# COMBINATION TABLES

## LMU30CHV

Table 9: LMU30CHV with Mixed Indoor Units — Rated Cooling Combination Table.

No. of Indoor Units	Indoor Unit Combination (kBtu/h)					Room Capacity (Btu/h)				Cooling Capacity						Input (W)			EER	SEER
										Total Capacity		Minimum		Rated						
	IDU 1	IDU 2	IDU 3	IDU 4	Total	Unit 1	Unit 2	Unit 3	Unit 4	Btu/h	kW	Btu/h	kW	Btu/h	kW	Min.	Rated	Max.		
<b>Mixed Indoor Units</b>																				
Three Units	7	7	9	-	23	6,537	6,537	8,405	-	12,887	3.78	21,478	6.29	24,700	7.24	1,473	2,104	2,946	10.2	17.2
	7	9	9	-	25	6,537	8,405	8,405	-	14,008	4.11	23,346	6.84	26,848	7.87	1,587	2,268	3,175	10.3	17.3
	7	7	12	-	26	6,537	6,537	11,206	-	14,568	4.27	24,280	7.12	27,922	8.18	1,616	2,309	3,232	10.5	17.7
	9	9	9	-	27	8,405	8,405	8,405	-	15,128	4.43	25,214	7.39	28,996	8.50	1,645	2,349	3,289	10.7	18.1
	7	9	12	-	28	6,537	8,405	11,206	-	15,688	4.60	26,147	7.66	30,069	8.81	1,680	2,400	3,361	10.9	18.3
	9	9	12	-	30	8,405	8,405	11,206	-	16,809	4.93	28,015	8.21	32,217	9.44	1,759	2,513	3,518	11.1	18.8
	7	9	15	-	31	6,326	8,133	13,556	-	16,809	4.93	28,015	8.21	32,217	9.44	1,759	2,513	3,518	11.1	18.8
	7	12	12	-	31	6,403	10,977	10,977	-	17,015	4.99	28,358	8.31	32,611	9.56	1,759	2,513	3,518	11.3	19.0
	7	7	18	-	32	6,278	6,278	16,144	-	17,220	5.05	28,700	8.41	33,005	9.67	1,759	2,513	3,518	11.4	19.2
	9	9	15	-	33	7,827	7,827	13,045	-	17,220	5.05	28,700	8.41	33,005	9.67	1,759	2,513	3,518	11.4	19.2
	9	12	12	-	33	7,827	10,436	10,436	-	17,220	5.05	28,700	8.41	33,005	9.67	1,759	2,513	3,518	11.4	19.2
	7	9	18	-	34	5,909	7,597	15,194	-	17,220	5.05	28,700	8.41	33,005	9.67	1,759	2,513	3,518	11.4	19.2
	7	12	15	-	34	5,909	10,129	12,662	-	17,220	5.05	28,700	8.41	33,005	9.67	1,759	2,513	3,518	11.4	19.2
	9	9	18	-	36	7,175	7,175	14,350	-	17,220	5.05	28,700	8.41	33,005	9.67	1,759	2,513	3,518	11.4	19.2
	9	12	15	-	36	7,175	9,567	11,958	-	17,220	5.05	28,700	8.41	33,005	9.67	1,759	2,513	3,518	11.4	19.2
	12	12	12	-	36	9,567	9,567	9,567	-	17,220	5.05	28,700	8.41	33,005	9.67	1,759	2,513	3,518	11.4	19.2
	7	12	18	-	37	5,430	9,308	13,962	-	17,220	5.05	28,700	8.41	33,005	9.67	1,759	2,513	3,518	11.4	19.2
	7	7	24*	-	38	5,287	5,287	18,126	-	17,220	5.05	28,700	8.41	33,005	9.67	1,759	2,513	3,518	11.4	19.2
9	12	18	-	39	6,623	8,831	13,246	-	17,220	5.05	28,700	8.41	33,005	9.67	1,759	2,513	3,518	11.4	19.2	
9	15	15	-	39	6,623	11,038	11,038	-	17,220	5.05	28,700	8.41	33,005	9.67	1,759	2,513	3,518	11.4	19.2	
12	12	15	-	39	8,831	8,831	11,038	-	17,220	5.05	28,700	8.41	33,005	9.67	1,759	2,513	3,518	11.4	19.2	
7	9	24*	-	40	5,023	6,458	17,220	-	17,220	5.05	28,700	8.41	33,005	9.67	1,759	2,513	3,518	11.4	19.2	
7	15	18	-	40	5,023	10,763	12,915	-	17,220	5.05	28,700	8.41	33,005	9.67	1,759	2,513	3,518	11.4	19.2	
Four Units	7	7	7	9	30	6,537	6,537	6,537	8,405	16,809	4.93	28,015	8.21	33,618	9.85	1,680	2,400	3,361	11.7	19.6
	7	7	9	9	32	6,278	6,278	8,072	8,072	17,220	5.05	28,700	8.41	34,440	10.09	1,680	2,400	3,361	12.0	20.1
	7	7	7	12	33	6,088	6,088	6,088	10,436	17,220	5.05	28,700	8.41	34,440	10.09	1,680	2,400	3,361	12.0	20.1
	7	9	9	9	34	5,909	7,597	7,597	7,597	17,220	5.05	28,700	8.41	34,440	10.09	1,680	2,400	3,361	12.0	20.1
	7	7	9	12	35	5,740	5,740	7,380	9,840	17,220	5.05	28,700	8.41	34,440	10.09	1,680	2,400	3,361	12.0	20.1
	9	9	9	9	36	7,175	7,175	7,175	7,175	17,220	5.05	28,700	8.41	34,440	10.09	1,680	2,400	3,361	12.0	20.1
	7	9	9	12	37	5,430	6,981	6,981	9,308	17,220	5.05	28,700	8.41	34,440	10.09	1,680	2,400	3,361	12.0	20.1
	7	7	9	15	38	5,287	5,287	6,797	11,329	17,220	5.05	28,700	8.41	34,440	10.09	1,680	2,400	3,361	12.0	20.1
	7	7	12	12	38	5,287	5,287	9,063	9,063	17,220	5.05	28,700	8.41	34,440	10.09	1,680	2,400	3,361	12.0	20.1
	7	7	7	18	39	5,151	5,151	5,151	13,246	17,220	5.05	28,700	8.41	34,440	10.09	1,680	2,400	3,361	12.0	20.1
	9	9	9	12	39	6,623	6,623	6,623	8,831	17,220	5.05	28,700	8.41	34,440	10.09	1,680	2,400	3,361	12.0	20.1
	7	9	9	15	40	5,023	6,458	6,458	10,763	17,220	5.05	28,700	8.41	34,440	10.09	1,680	2,400	3,361	12.0	20.1
7	9	12	12	40	5,023	6,458	8,610	8,610	17,220	5.05	28,700	8.41	34,440	10.09	1,680	2,400	3,361	12.0	20.1	

1. Capacity as rated: 0 ft. above sea level with 25 ft. of refrigerant piping.  
0 ft. level difference between outdoor and indoor units.

2. Cooling capacity rating obtained with air entering the indoor unit at 80°F dry bulb (DB) and 67°F wet bulb (WB), and outdoor ambient conditions of 95°F dry bulb (DB) and 75°F wet bulb (WB).

3. Wiring cable size must comply with the applicable local and national codes.

4. The specification may be subject to change without prior notice for purpose of improvement.

5. At least two indoor units should be connected.

\*The indoor unit must be non-ducted type.

# COMBINATION TABLES

## LMU30CHV

Table 10: LMU30CHV with Non-Ducted Indoor Units — Rated Heating Combination Table.

Heating Capacity																				
No. of Indoor Units	Indoor Unit Combination (kBtu/h)					Room Capacity (Btu/h)				Total Capacity						Input (W)			COP	HSPF
	IDU 1	IDU 2	IDU 3	IDU 4	Total	Unit 1	Unit 2	Unit 3	Unit 4	Minimum		Rated		Maximum		Min.	Rated	Max.		
Non-Ducted Indoor Units																				
Two Units	7	7	-	-	14	7,700	7,700	-	-	9,240	2.71	15,400	4.51	16,940	4.96	1,043	1,490	2,086	3.0	8.0
	7	9	-	-	16	7,700	9,900	-	-	10,560	3.09	17,600	5.16	19,360	5.67	1,153	1,648	2,307	3.1	8.3
	9	9	-	-	18	9,900	9,900	-	-	11,880	3.48	19,800	5.80	21,780	6.38	1,276	1,824	2,553	3.2	8.4
	7	12	-	-	19	7,700	13,200	-	-	12,540	3.68	20,900	6.13	22,990	6.74	1,328	1,898	2,657	3.2	8.6
	9	12	-	-	21	9,900	13,200	-	-	13,860	4.06	23,100	6.77	25,410	7.45	1,438	2,055	2,877	3.3	8.7
	7	15	-	-	22	7,700	16,500	-	-	14,520	4.26	24,200	7.09	26,620	7.80	1,484	2,120	2,968	3.3	8.9
	9	15	-	-	24	9,900	16,500	-	-	15,840	4.64	26,400	7.74	29,040	8.51	1,575	2,249	3,149	3.4	9.1
	12	12	-	-	24	13,200	13,200	-	-	15,840	4.64	26,400	7.74	29,040	8.51	1,575	2,249	3,149	3.4	9.1
	7	18	-	-	25	7,700	19,800	-	-	16,500	4.84	27,500	8.06	30,250	8.87	1,626	2,323	3,253	3.5	9.2
	9	18	-	-	27	9,900	19,800	-	-	17,820	5.22	29,700	8.70	32,670	9.58	1,730	2,471	3,460	3.5	9.4
	12	15	-	-	27	13,200	16,500	-	-	17,820	5.22	29,700	8.70	32,670	9.58	1,730	2,471	3,460	3.5	9.4
	12	18	-	-	30	12,800	19,200	-	-	19,200	5.63	32,000	9.38	35,200	10.32	1,866	2,666	3,732	3.5	9.3
	15	15	-	-	30	16,000	16,000	-	-	19,200	5.63	32,000	9.38	35,200	10.32	1,866	2,666	3,732	3.5	9.3
	7	24	-	-	31	7,226	24,774	-	-	19,200	5.63	32,000	9.38	35,200	10.32	1,866	2,666	3,732	3.5	9.3
	9	24	-	-	33	8,727	23,273	-	-	19,200	5.63	32,000	9.38	35,200	10.32	1,866	2,666	3,732	3.5	9.3
15	18	-	-	33	14,545	17,455	-	-	19,200	5.63	32,000	9.38	35,200	10.32	1,866	2,666	3,732	3.5	9.3	
18	18	-	-	36	16,000	16,000	-	-	19,200	5.63	32,000	9.38	35,200	10.32	1,866	2,666	3,732	3.5	9.3	
12	24	-	-	36	10,667	21,333	-	-	19,200	5.63	32,000	9.38	35,200	10.32	1,866	2,666	3,732	3.5	9.3	
15	24	-	-	39	12,308	19,692	-	-	19,200	5.63	32,000	9.38	35,200	10.32	1,866	2,666	3,732	3.5	9.3	
Three Units	7	7	7	-	21	7,700	7,700	7,700	-	13,860	4.06	23,100	6.77	26,565	7.79	1,400	1,999	2,799	3.4	9.0
	7	7	9	-	23	7,700	7,700	9,900	-	15,180	4.45	25,300	7.42	29,095	8.53	1,497	2,138	2,994	3.5	9.2
	7	9	9	-	25	7,700	9,900	9,900	-	16,500	4.84	27,500	8.06	31,625	9.27	1,600	2,286	3,201	3.5	9.4
	7	7	12	-	26	7,700	7,700	13,200	-	17,160	5.03	28,600	8.38	32,890	9.64	1,626	2,323	3,253	3.6	9.6
	9	9	9	-	27	9,900	9,900	9,900	-	17,820	5.22	29,700	8.70	34,155	10.01	1,652	2,360	3,305	3.7	9.8
	7	9	12	-	28	7,700	9,900	13,200	-	18,480	5.42	30,800	9.03	35,420	10.38	1,685	2,407	3,369	3.8	10.0
	7	7	15	-	29	7,700	7,700	16,500	-	19,140	5.61	31,900	9.35	36,685	10.75	1,717	2,453	3,434	3.8	10.1
	9	9	12	-	30	9,600	9,600	12,800	-	19,200	5.63	32,000	9.38	36,800	10.79	1,756	2,509	3,512	3.7	9.9
	7	9	15	-	31	7,226	9,290	15,484	-	19,200	5.63	32,000	9.38	36,800	10.79	1,756	2,509	3,512	3.7	9.9
	7	12	12	-	31	7,226	12,387	12,387	-	19,200	5.63	32,000	9.38	36,800	10.79	1,756	2,509	3,512	3.7	9.9
	7	7	18	-	32	7,000	7,000	18,000	-	19,200	5.63	32,000	9.38	36,800	10.79	1,756	2,509	3,512	3.7	9.9
	9	9	15	-	33	8,727	8,727	14,545	-	19,200	5.63	32,000	9.38	36,800	10.79	1,756	2,509	3,512	3.7	9.9
	9	12	12	-	33	8,727	11,636	11,636	-	19,200	5.63	32,000	9.38	36,800	10.79	1,756	2,509	3,512	3.7	9.9
	7	9	18	-	34	6,588	8,471	16,941	-	19,200	5.63	32,000	9.38	36,800	10.79	1,756	2,509	3,512	3.7	9.9
	7	12	15	-	34	6,588	11,294	14,118	-	19,200	5.63	32,000	9.38	36,800	10.79	1,756	2,509	3,512	3.7	9.9
	9	9	18	-	36	8,000	8,000	16,000	-	19,200	5.63	32,000	9.38	36,800	10.79	1,756	2,509	3,512	3.7	9.9
	9	12	15	-	36	8,000	10,667	13,333	-	19,200	5.63	32,000	9.38	36,800	10.79	1,756	2,509	3,512	3.7	9.9
	12	12	12	-	36	10,667	10,667	10,667	-	19,200	5.63	32,000	9.38	36,800	10.79	1,756	2,509	3,512	3.7	9.9
	7	12	18	-	37	6,054	10,378	15,568	-	19,200	5.63	32,000	9.38	36,800	10.79	1,756	2,509	3,512	3.7	9.9
	7	15	15	-	37	6,054	12,973	12,973	-	19,200	5.63	32,000	9.38	36,800	10.79	1,756	2,509	3,512	3.7	9.9
	7	7	24	-	38	5,895	5,895	20,211	-	19,200	5.63	32,000	9.38	36,800	10.79	1,756	2,509	3,512	3.7	9.9
9	12	18	-	39	7,385	9,846	14,769	-	19,200	5.63	32,000	9.38	36,800	10.79	1,756	2,509	3,512	3.7	9.9	
9	15	15	-	39	7,385	12,308	12,308	-	19,200	5.63	32,000	9.38	36,800	10.79	1,756	2,509	3,512	3.7	9.9	
12	12	15	-	39	9,846	9,846	12,308	-	19,200	5.63	32,000	9.38	36,800	10.79	1,756	2,509	3,512	3.7	9.9	
7	9	24	-	40	5,600	7,200	19,200	-	19,200	5.63	32,000	9.38	36,800	10.79	1,756	2,509	3,512	3.7	9.9	
7	15	18	-	40	5,600	12,000	14,400	-	19,200	5.63	32,000	9.38	36,800	10.79	1,756	2,509	3,512	3.7	9.9	

1. Capacity as rated: 0 ft. above sea level with 25 ft. of refrigerant piping.  
0 ft. level difference between outdoor and indoor units.  
2. Heating capacity rating obtained with air entering the indoor unit at 70°F dry bulb (DB) and 60°F wet bulb (WB), and outdoor ambient conditions of 47°F dry bulb (DB) and 43°F wet bulb (WB).  
3. Wiring cable size must comply with the applicable local and national codes.  
4. The specification may be subject to change without prior notice for purpose of improvement.  
5. At least two indoor units should be connected.

# COMBINATION TABLES

## LMU30CHV

Table 11: LMU30CHV with Non-Ducted, Ducted and Mixed Indoor Units — Rated Heating Combination Table.

No. of Indoor Units	Indoor Unit Combination (kBtu/h)					Heating Capacity												COP	HSPF							
						Room Capacity (Btu/h)				Total Capacity						Input (W)										
	IDU 1	IDU 2	IDU 3	IDU 4	Total	Unit 1	Unit 2	Unit 3	Unit 4	Minimum		Rated		Maximum		Min.	Rated			Max.						
																		Btu/h	kW	Btu/h	kW	Btu/h	kW			
<b>Non-Ducted Indoor Units</b>																										
Four Units	7	7	7	7	28	7,700	7,700	7,700	7,700	18,480	5.42	30,800	9.03	36,960	10.83	1,691	2,416	3,382	3.7	9.9						
	7	7	7	9	30	7,467	7,467	7,467	9,600	19,200	5.63	32,000	9.38	38,400	11.25	1,743	2,490	3,486	3.8	10.0						
	7	7	9	9	32	7,000	7,000	9,000	9,000	19,200	5.63	32,000	9.38	38,400	11.25	1,743	2,490	3,486	3.8	10.0						
	7	7	7	12	33	6,788	6,788	6,788	11,636	19,200	5.63	32,000	9.38	38,400	11.25	1,743	2,490	3,486	3.8	10.0						
	7	9	9	9	34	6,588	8,471	8,471	8,471	19,200	5.63	32,000	9.38	38,400	11.25	1,743	2,490	3,486	3.8	10.0						
	7	7	9	12	35	6,400	6,400	8,229	10,971	19,200	5.63	32,000	9.38	38,400	11.25	1,743	2,490	3,486	3.8	10.0						
	7	7	7	15	36	6,222	6,222	6,222	13,333	19,200	5.63	32,000	9.38	38,400	11.25	1,743	2,490	3,486	3.8	10.0						
	9	9	9	9	36	8,000	8,000	8,000	8,000	19,200	5.63	32,000	9.38	38,400	11.25	1,743	2,490	3,486	3.8	10.0						
	7	9	9	12	37	6,054	7,784	7,784	10,378	19,200	5.63	32,000	9.38	38,400	11.25	1,743	2,490	3,486	3.8	10.0						
	7	7	9	15	38	5,895	5,895	7,579	12,632	19,200	5.63	32,000	9.38	38,400	11.25	1,743	2,490	3,486	3.8	10.0						
	7	7	12	12	38	5,895	5,895	10,105	10,105	19,200	5.63	32,000	9.38	38,400	11.25	1,743	2,490	3,486	3.8	10.0						
	7	7	7	18	39	5,744	5,744	5,744	14,769	19,200	5.63	32,000	9.38	38,400	11.25	1,743	2,490	3,486	3.8	10.0						
	9	9	9	12	39	7,385	7,385	7,385	9,846	19,200	5.63	32,000	9.38	38,400	11.25	1,743	2,490	3,486	3.8	10.0						
7	9	9	15	40	5,600	7,200	7,200	12,000	19,200	5.63	32,000	9.38	38,400	11.25	1,743	2,490	3,486	3.8	10.0							
7	9	12	12	40	5,600	7,200	9,600	9,600	19,200	5.63	32,000	9.38	38,400	11.25	1,743	2,490	3,486	3.8	10.0							
<b>Ducted Indoor Units</b>																										
Two Units	9	9	-	-	18	9,188	9,188	-	-	11,026	3.23	18,377	5.39	20,215	5.92	1,430	2,043	2,861	2.6	7.4						
	9	12	-	-	21	9,188	12,251	-	-	12,864	3.77	21,440	6.28	23,584	6.91	1,612	2,303	3,224	2.7	7.6						
	12	12	-	-	24	12,251	12,251	-	-	14,702	4.31	24,503	7.18	26,953	7.90	1,764	2,520	3,528	2.8	8.0						
	9	18	-	-	27	9,188	18,377	-	-	16,539	4.85	27,565	8.08	30,322	8.89	1,938	2,769	3,877	2.9	8.2						
	12	18	-	-	30	11,880	17,820	-	-	17,820	5.22	29,700	8.70	32,670	9.58	2,091	2,987	4,182	2.9	8.2						
Three Units	18	18	-	-	36	16,500	16,500	-	-	19,800	5.80	33,000	9.67	36,300	10.64	2,091	2,987	4,182	3.2	9.1						
	9	9	9	-	27	9,188	9,188	9,188	-	16,539	4.85	27,565	8.08	31,700	9.29	1,851	2,645	3,703	3.1	8.5						
	9	9	12	-	30	8,910	8,910	11,880	-	17,820	5.22	29,700	8.70	34,155	10.01	1,968	2,811	3,935	3.1	8.7						
	9	12	12	-	33	9,000	12,000	12,000	-	19,800	5.80	33,000	9.67	37,950	11.12	1,968	2,811	3,935	3.4	9.6						
	9	9	18	-	36	8,250	8,250	16,500	-	19,800	5.80	33,000	9.67	37,950	11.12	1,968	2,811	3,935	3.4	9.6						
	12	12	12	-	36	11,000	11,000	11,000	-	19,800	5.80	33,000	9.67	37,950	11.12	1,968	2,811	3,935	3.4	9.6						
Four Units	9	12	18	-	39	7,615	10,154	15,231	-	19,800	5.80	33,000	9.67	37,950	11.12	1,968	2,811	3,935	3.4	9.6						
	9	9	9	9	36	8,250	8,250	8,250	8,250	19,800	5.80	33,000	9.67	41,600	12.19	1,953	2,790	3,906	3.5	9.7						
9	9	9	12	39	7,615	7,615	7,615	10,154	19,800	5.80	33,000	9.67	41,600	12.19	1,953	2,790	3,906	3.5	9.7							
<b>Mixed Indoor Units</b>																										
Two Units	7	9	-	-	16	7,423	9,544	-	-	10,181	2.98	16,968	4.97	18,664	5.47	1,223	1,747	2,446	2.8	7.8						
	9	9	-	-	18	9,544	9,544	-	-	11,453	3.36	19,088	5.59	20,997	6.15	1,353	1,933	2,707	2.9	7.9						
	7	12	-	-	19	7,423	12,726	-	-	12,089	3.54	20,149	5.91	22,164	6.50	1,408	2,012	2,817	2.9	8.0						
	9	12	-	-	21	9,544	12,726	-	-	13,362	3.92	22,270	6.53	24,497	7.18	1,525	2,179	3,050	3.0	8.2						
	9	15	-	-	24	9,544	15,907	-	-	15,271	4.48	25,451	7.46	27,996	8.21	1,669	2,385	3,339	3.1	8.6						
	12	12	-	-	24	12,726	12,726	-	-	15,271	4.48	25,451	7.46	27,996	8.21	1,669	2,385	3,339	3.1	8.6						
	7	18	-	-	25	7,423	19,088	-	-	15,907	4.66	26,512	7.77	29,163	8.55	1,724	2,463	3,449	3.2	8.6						
	9	18	-	-	27	9,544	19,088	-	-	17,180	5.04	28,633	8.39	31,496	9.23	1,834	2,620	3,669	3.2	8.8						
	12	15	-	-	27	12,726	15,907	-	-	17,180	5.04	28,633	8.39	31,496	9.23	1,834	2,620	3,669	3.2	8.8						
	12	18	-	-	30	12,340	18,510	-	-	18,510	5.42	30,850	9.04	33,935	9.95	1,979	2,826	3,957	3.2	8.7						
	7	24	-	-	31	7,097	24,331	-	-	18,857	5.53	31,428	9.21	34,570	10.13	1,979	2,826	3,957	3.3	8.9						
	9	24*	-	-	33	8,864	23,636	-	-	19,500	5.72	32,500	9.53	35,750	10.48	1,979	2,826	3,957	3.4	9.2						
	15	18	-	-	33	14,773	17,727	-	-	19,500	5.72	32,500	9.53	35,750	10.48	1,979	2,826	3,957	3.4	9.2						
	18	18	-	-	36	16,250	16,250	-	-	19,500	5.72	32,500	9.53	35,750	10.48	1,979	2,826	3,957	3.4	9.2						
	12	24*	-	-	36	10,833	21,667	-	-	19,500	5.72	32,500	9.53	35,750	10.48	1,979	2,826	3,957	3.4	9.2						
	15	24*	-	-	39	12,500	20,000	-	-	19,500	5.72	32,500	9.53	35,750	10.48	1,979	2,826	3,957	3.4	9.2						

1. Capacity as rated: 0 ft. above sea level with 25 ft. of refrigerant piping.  
0 ft. level difference between outdoor and indoor units.  
2. Heating capacity rating obtained with air entering the indoor unit at 70°F dry bulb (DB) and 60°F wet bulb (WB), and outdoor ambient conditions of 47°F dry bulb (DB) and 43°F wet bulb (WB).

3. Wiring cable size must comply with the applicable local and national codes.  
4. The specification may be subject to change without prior notice for purpose of improvement.  
5. At least two indoor units should be connected.  
\*The indoor unit must be non-ducted type.



# COMBINATION TABLES

## LMU30CHV

Table 12: LMU30CHV with Mixed Indoor Units – Rated Heating Combination Table.

No. of Indoor Units	Indoor Unit Combination (kBtu/h)				Room Capacity (Btu/h)				Total Capacity						Input (W)			COP	HSPF	
	IDU 1	IDU 2	IDU 3	IDU 4	Total	Unit 1	Unit 2	Unit 3	Unit 4	Minimum		Rated		Maximum		Min.	Rated			Max.
										Btu/h	kW	Btu/h	kW	Btu/h	kW					
Mixed Indoor Units																				
Three Units	7	7	9	-	23	7,423	7,423	9,544	-	14,634	4.29	24,391	7.15	28,049	8.22	1,587	2,267	3,174	3.2	8.6
	7	9	9	-	25	7,423	9,544	9,544	-	15,907	4.66	26,512	7.77	30,488	8.94	1,697	2,424	3,394	3.2	8.8
	7	7	12	-	26	7,423	7,423	12,726	-	16,543	4.85	27,572	8.08	31,708	9.29	1,724	2,463	3,449	3.3	9.0
	9	9	9	-	27	9,544	9,544	9,544	-	17,180	5.04	28,633	8.39	32,928	9.65	1,752	2,503	3,504	3.4	9.2
	7	9	12	-	28	7,423	9,544	12,726	-	17,816	5.22	29,693	8.70	34,147	10.01	1,786	2,552	3,572	3.4	9.3
	9	9	12	-	30	9,255	9,255	12,340	-	18,510	5.42	30,850	9.04	35,478	10.40	1,862	2,660	3,723	3.4	9.3
	7	9	15	-	31	7,097	9,124	15,207	-	18,857	5.53	31,428	9.21	36,142	10.59	1,862	2,660	3,723	3.5	9.5
	7	12	12	-	31	7,097	12,165	12,165	-	18,857	5.53	31,428	9.21	36,142	10.59	1,862	2,660	3,723	3.5	9.5
	7	7	18	-	32	7,109	7,109	18,281	-	19,500	5.72	32,500	9.53	37,375	10.95	1,862	2,660	3,723	3.6	9.8
	9	9	15	-	33	8,864	8,864	14,773	-	19,500	5.72	32,500	9.53	37,375	10.95	1,862	2,660	3,723	3.6	9.8
	9	12	12	-	33	8,864	11,818	11,818	-	19,500	5.72	32,500	9.53	37,375	10.95	1,862	2,660	3,723	3.6	9.8
	7	9	18	-	34	6,691	8,603	17,206	-	19,500	5.72	32,500	9.53	37,375	10.95	1,862	2,660	3,723	3.6	9.8
	7	12	15	-	34	6,691	11,471	14,338	-	19,500	5.72	32,500	9.53	37,375	10.95	1,862	2,660	3,723	3.6	9.8
	9	9	18	-	36	8,125	8,125	16,250	-	19,500	5.72	32,500	9.53	37,375	10.95	1,862	2,660	3,723	3.6	9.8
	9	12	15	-	36	8,125	10,833	13,542	-	19,500	5.72	32,500	9.53	37,375	10.95	1,862	2,660	3,723	3.6	9.8
	12	12	12	-	36	10,833	10,833	10,833	-	19,500	5.72	32,500	9.53	37,375	10.95	1,862	2,660	3,723	3.6	9.8
7	12	18	-	37	6,149	10,541	15,811	-	19,500	5.72	32,500	9.53	37,375	10.95	1,862	2,660	3,723	3.6	9.8	
7	7	24*	-	38	5,987	5,987	20,526	-	19,500	5.72	32,500	9.53	37,375	10.95	1,862	2,660	3,723	3.6	9.8	
9	12	18	-	39	7,500	10,000	15,000	-	19,500	5.72	32,500	9.53	37,375	10.95	1,862	2,660	3,723	3.6	9.8	
9	15	15	-	39	7,500	12,500	12,500	-	19,500	5.72	32,500	9.53	37,375	10.95	1,862	2,660	3,723	3.6	9.8	
12	12	15	-	39	10,000	10,000	12,500	-	19,500	5.72	32,500	9.53	37,375	10.95	1,862	2,660	3,723	3.6	9.8	
7	9	24*	-	40	5,688	7,313	19,500	-	19,500	5.72	32,500	9.53	37,375	10.95	1,862	2,660	3,723	3.6	9.8	
7	15	18	-	40	5,688	12,188	14,625	-	19,500	5.72	32,500	9.53	37,375	10.95	1,862	2,660	3,723	3.6	9.8	
Four Units	7	7	7	9	30	7,198	7,198	7,198	9,255	18,510	5.42	30,850	9.04	37,020	10.85	1,848	2,640	3,696	3.4	9.4
	7	7	9	9	32	7,109	7,109	9,141	9,141	19,500	5.72	32,500	9.53	41,600	12.19	1,848	2,640	3,696	3.6	9.9
	7	7	7	12	33	6,894	6,894	6,894	11,818	19,500	5.72	32,500	9.53	41,600	12.19	1,848	2,640	3,696	3.6	9.9
	7	9	9	9	34	6,691	8,603	8,603	8,603	19,500	5.72	32,500	9.53	41,600	12.19	1,848	2,640	3,696	3.6	9.9
	7	7	9	12	35	6,500	6,500	8,357	11,143	19,500	5.72	32,500	9.53	41,600	12.19	1,848	2,640	3,696	3.6	9.9
	9	9	9	9	36	8,125	8,125	8,125	8,125	19,500	5.72	32,500	9.53	41,600	12.19	1,848	2,640	3,696	3.6	9.9
	7	9	9	12	37	6,149	7,905	7,905	10,541	19,500	5.72	32,500	9.53	41,600	12.19	1,848	2,640	3,696	3.6	9.9
	7	7	9	15	38	5,987	5,987	7,697	12,829	19,500	5.72	32,500	9.53	41,600	12.19	1,848	2,640	3,696	3.6	9.9
	7	7	12	12	38	5,987	5,987	10,263	10,263	19,500	5.72	32,500	9.53	41,600	12.19	1,848	2,640	3,696	3.6	9.9
	7	7	7	18	39	5,833	5,833	5,833	15,000	19,500	5.72	32,500	9.53	41,600	12.19	1,848	2,640	3,696	3.6	9.9
	9	9	9	12	39	7,500	7,500	7,500	10,000	19,500	5.72	32,500	9.53	41,600	12.19	1,848	2,640	3,696	3.6	9.9
7	9	9	15	40	5,688	7,313	7,313	12,188	19,500	5.72	32,500	9.53	41,600	12.19	1,848	2,640	3,696	3.6	9.9	
7	9	12	12	40	5,688	7,313	9,750	9,750	19,500	5.72	32,500	9.53	41,600	12.19	1,848	2,640	3,696	3.6	9.9	

1. Capacity as rated: 0 ft. above sea level with 25 ft. of refrigerant piping.  
 0 ft. level difference between outdoor and indoor units.  
 2. Heating capacity rating obtained with air entering the indoor unit at 70°F dry bulb (DB) and 60°F wet bulb (WB), and outdoor ambient conditions of 47°F dry bulb (DB) and 43°F wet bulb (WB).  
 3. Wiring cable size must comply with the applicable local and national codes.  
 4. The specification may be subject to change without prior notice for purpose of improvement.  
 5. At least two indoor units should be connected.  
 \*The indoor unit must be non-ducted type.

# COMBINATION TABLES

## LMU36CHV

Table 13: LMU36CHV with Non-Ducted Indoor Units — Rated Cooling Combination Table.

No. of Indoor Units	Indoor Unit Combination (kBtu/h)					Room Capacity (Btu/h)				Total Capacity						Input (W)			EER	SEER
	IDU 1	IDU 2	IDU 3	IDU 4	Total	Unit 1	Unit 2	Unit 3	Unit 4	Minimum		Rated		Maximum		Min.	Rated	Max.		
										Btu/h	kW	Btu/h	kW	Btu/h	kW					
Non-Ducted Indoor Units																				
Two Units	7	7	-	-	14	7,000	7,000	-	-	8,400	2.46	14,000	4.10	15,540	4.55	952	1,360	1,904	10.3	17.4
	7	9	-	-	16	7,000	9,000	-	-	9,600	2.81	16,000	4.69	17,760	5.21	1,071	1,530	2,142	10.5	17.7
	9	9	-	-	18	9,000	9,000	-	-	10,800	3.17	18,000	5.28	19,980	5.86	1,204	1,720	2,408	10.5	17.7
	7	12	-	-	19	7,000	12,000	-	-	11,400	3.34	19,000	5.57	21,090	6.18	1,260	1,800	2,520	10.6	17.9
	9	12	-	-	21	9,000	12,000	-	-	12,600	3.69	21,000	6.15	23,310	6.83	1,379	1,970	2,758	10.7	18.0
	7	15	-	-	22	7,000	15,000	-	-	13,200	3.87	22,000	6.45	24,420	7.16	1,428	2,040	2,856	10.8	18.2
	9	15	-	-	24	9,000	15,000	-	-	14,400	4.22	24,000	7.03	26,640	7.81	1,526	2,180	3,052	11.0	18.6
	12	12	-	-	24	12,000	12,000	-	-	14,400	4.22	24,000	7.03	26,640	7.81	1,526	2,180	3,052	11.0	18.6
	7	18	-	-	25	7,000	18,000	-	-	15,000	4.40	25,000	7.33	27,750	8.13	1,582	2,260	3,164	11.1	18.7
	9	18	-	-	27	9,000	18,000	-	-	16,200	4.75	27,000	7.91	29,970	8.78	1,694	2,420	3,388	11.2	18.9
	12	15	-	-	27	12,000	15,000	-	-	16,200	4.75	27,000	7.91	29,970	8.78	1,694	2,420	3,388	11.2	18.9
	12	18	-	-	30	12,000	18,000	-	-	18,000	5.28	30,000	8.79	33,300	9.76	1,841	2,630	3,682	11.4	19.3
	15	15	-	-	30	15,000	15,000	-	-	18,000	5.28	30,000	8.79	33,300	9.76	1,841	2,630	3,682	11.4	19.3
	7	24	-	-	31	7,000	24,000	-	-	18,600	5.45	31,000	9.09	34,410	10.08	1,883	2,690	3,766	11.5	19.5
	9	24	-	-	33	8,727	23,273	-	-	19,200	5.63	32,000	9.38	35,520	10.41	1,932	2,760	3,864	11.6	19.6
	15	18	-	-	33	14,545	17,455	-	-	19,200	5.63	32,000	9.38	35,520	10.41	1,932	2,760	3,864	11.6	19.6
	18	18	-	-	36	16,000	16,000	-	-	19,200	5.63	32,000	9.38	35,520	10.41	1,932	2,760	3,864	11.6	19.6
	12	24	-	-	36	10,667	21,333	-	-	19,200	5.63	32,000	9.38	35,520	10.41	1,932	2,760	3,864	11.6	19.6
	15	24	-	-	39	12,308	19,692	-	-	19,200	5.63	32,000	9.38	35,520	10.41	1,932	2,760	3,864	11.6	19.6
	18	24	-	-	42	13,714	18,286	-	-	19,200	5.63	32,000	9.38	35,520	10.41	1,932	2,760	3,864	11.6	19.6
24	24	-	-	48	16,000	16,000	-	-	19,200	5.63	32,000	9.38	35,520	10.41	1,932	2,760	3,864	11.6	19.6	
Three Units	7	7	7	-	21	7,000	7,000	7,000	-	12,600	3.69	21,000	6.15	24,150	7.08	1,337	1,910	2,674	11.0	18.6
	7	7	9	-	23	7,000	7,000	9,000	-	13,800	4.04	23,000	6.74	26,450	7.75	1,442	2,060	2,884	11.2	18.9
	7	9	9	-	25	7,000	9,000	9,000	-	15,000	4.40	25,000	7.33	28,750	8.43	1,554	2,220	3,108	11.3	19.1
	7	7	12	-	26	7,000	7,000	12,000	-	15,600	4.57	26,000	7.62	29,900	8.76	1,582	2,260	3,164	11.5	19.5
	9	9	9	-	27	9,000	9,000	9,000	-	16,200	4.75	27,000	7.91	31,050	9.10	1,610	2,300	3,220	11.7	19.9
	7	9	12	-	28	7,000	9,000	12,000	-	16,800	4.92	28,000	8.21	32,200	9.44	1,645	2,350	3,290	11.9	20.2
	7	7	15	-	29	7,000	7,000	15,000	-	17,400	5.10	29,000	8.50	33,350	9.77	1,680	2,400	3,360	12.1	20.4
	9	9	12	-	30	9,000	9,000	12,000	-	18,000	5.28	30,000	8.79	34,500	10.11	1,722	2,460	3,444	12.2	20.6
	7	9	15	-	31	7,000	9,000	15,000	-	18,600	5.45	31,000	9.09	35,650	10.45	1,764	2,520	3,528	12.3	20.8
	7	12	12	-	31	7,000	12,000	12,000	-	18,600	5.45	31,000	9.09	35,650	10.45	1,764	2,520	3,528	12.3	20.8
	7	7	18	-	32	7,000	7,000	18,000	-	19,200	5.63	32,000	9.38	36,800	10.79	1,806	2,580	3,612	12.4	21.0
	9	9	15	-	33	8,727	8,727	14,545	-	19,200	5.63	32,000	9.38	36,800	10.79	1,806	2,580	3,612	12.4	21.0
	9	12	12	-	33	8,727	11,636	11,636	-	19,200	5.63	32,000	9.38	36,800	10.79	1,806	2,580	3,612	12.4	21.0
	7	9	18	-	34	6,588	8,471	16,941	-	19,200	5.63	32,000	9.38	36,800	10.79	1,806	2,580	3,612	12.4	21.0
	7	12	15	-	34	6,588	11,294	14,118	-	19,200	5.63	32,000	9.38	36,800	10.79	1,806	2,580	3,612	12.4	21.0
	9	9	18	-	36	8,000	8,000	16,000	-	19,200	5.63	32,000	9.38	36,800	10.79	1,806	2,580	3,612	12.4	21.0
	9	12	15	-	36	8,000	10,667	13,333	-	19,200	5.63	32,000	9.38	36,800	10.79	1,806	2,580	3,612	12.4	21.0
	12	12	12	-	36	10,667	10,667	10,667	-	19,200	5.63	32,000	9.38	36,800	10.79	1,806	2,580	3,612	12.4	21.0
	7	12	18	-	37	6,054	10,378	15,568	-	19,200	5.63	32,000	9.38	36,800	10.79	1,806	2,580	3,612	12.4	21.0
	7	15	15	-	37	6,054	12,973	12,973	-	19,200	5.63	32,000	9.38	36,800	10.79	1,806	2,580	3,612	12.4	21.0
	7	7	24	-	38	5,895	5,895	20,211	-	19,200	5.63	32,000	9.38	36,800	10.79	1,806	2,580	3,612	12.4	21.0
	9	12	18	-	39	7,385	9,846	14,769	-	19,200	5.63	32,000	9.38	36,800	10.79	1,806	2,580	3,612	12.4	21.0
	9	15	15	-	39	7,385	12,308	12,308	-	19,200	5.63	32,000	9.38	36,800	10.79	1,806	2,580	3,612	12.4	21.0
	12	12	15	-	39	9,846	9,846	12,308	-	19,200	5.63	32,000	9.38	36,800	10.79	1,806	2,580	3,612	12.4	21.0
	7	9	24	-	40	5,600	7,200	19,200	-	19,200	5.63	32,000	9.38	36,800	10.79	1,806	2,580	3,612	12.4	21.0
	7	15	18	-	40	5,600	12,000	14,400	-	19,200	5.63	32,000	9.38	36,800	10.79	1,806	2,580	3,612	12.4	21.0
9	9	24	-	42	6,857	6,857	18,286	-	19,200	5.63	32,000	9.38	36,800	10.79	1,806	2,580	3,612	12.4	21.0	
9	15	18	-	42	6,857	11,429	13,714	-	19,200	5.63	32,000	9.38	36,800	10.79	1,806	2,580	3,612	12.4	21.0	

1. Capacity as rated: 0 ft. above sea level with 25 ft. of refrigerant piping. 0 ft. level difference between outdoor and indoor units.  
 2. Cooling capacity rating obtained with air entering the indoor unit at 80°F dry bulb (DB) and 67°F wet bulb (WB), and outdoor ambient conditions of 95°F dry bulb (DB) and 75°F wet bulb (WB).  
 3. Wiring cable size must comply with the applicable local and national codes.  
 4. The specification may be subject to change without prior notice for purpose of improvement.  
 5. At least two indoor units should be connected.

# COMBINATION TABLES

## LMU36CHV

Table 14: LMU36CHV with Non-Ducted Indoor Units — Rated Cooling Combination Table.

Cooling Capacity																				
No. of Indoor Units	Indoor Unit Combination (kBtu/h)					Room Capacity (Btu/h)				Total Capacity						Input (W)			EER	SEER
	IDU 1	IDU 2	IDU 3	IDU 4	Total	Unit 1	Unit 2	Unit 3	Unit 4	Minimum		Rated		Maximum		Min.	Rated	Max.		
										Btu/h	kW	Btu/h	kW	Btu/h	kW					
<b>Non-Ducted Indoor Units</b>																				
Three Units	12	12	18	-	42	9,143	9,143	13,714	-	19,200	5.63	32,000	9.38	36,800	10.79	1,806	2,580	3,612	12.4	21.0
	12	15	15	-	42	9,143	11,429	11,429	-	19,200	5.63	32,000	9.38	36,800	10.79	1,806	2,580	3,612	12.4	21.0
	7	12	24	-	43	5,209	8,930	17,860	-	19,200	5.63	32,000	9.38	36,800	10.79	1,806	2,580	3,612	12.4	21.0
	7	18	18	-	43	5,209	13,395	13,395	-	19,200	5.63	32,000	9.38	36,800	10.79	1,806	2,580	3,612	12.4	21.0
	9	12	24	-	45	6,400	8,533	17,067	-	19,200	5.63	32,000	9.38	36,800	10.79	1,806	2,580	3,612	12.4	21.0
	9	18	18	-	45	6,400	12,800	12,800	-	19,200	5.63	32,000	9.38	36,800	10.79	1,806	2,580	3,612	12.4	21.0
	12	15	18	-	45	8,533	10,667	12,800	-	19,200	5.63	32,000	9.38	36,800	10.79	1,806	2,580	3,612	12.4	21.0
	15	15	15	-	45	10,667	10,667	10,667	-	19,200	5.63	32,000	9.38	36,800	10.79	1,806	2,580	3,612	12.4	21.0
	7	15	24	-	46	4,870	10,435	16,696	-	19,200	5.63	32,000	9.38	36,800	10.79	1,806	2,580	3,612	12.4	21.0
	9	15	24	-	48	6,000	10,000	16,000	-	19,200	5.63	32,000	9.38	36,800	10.79	1,806	2,580	3,612	12.4	21.0
	12	12	24	-	48	8,000	8,000	16,000	-	19,200	5.63	32,000	9.38	36,800	10.79	1,806	2,580	3,612	12.4	21.0
	12	18	18	-	48	8,000	12,000	12,000	-	19,200	5.63	32,000	9.38	36,800	10.79	1,806	2,580	3,612	12.4	21.0
15	15	18	-	48	10,000	10,000	12,000	-	19,200	5.63	32,000	9.38	36,800	10.79	1,806	2,580	3,612	12.4	21.0	
Four Units	7	7	7	7	28	7,000	7,000	7,000	7,000	16,800	4.92	28,000	8.21	33,600	9.85	1,540	2,200	3,080	12.7	21.5
	7	7	7	9	30	7,000	7,000	7,000	9,000	18,000	5.28	30,000	8.79	36,000	10.55	1,645	2,350	3,290	12.8	21.6
	7	7	9	9	32	7,000	7,000	9,000	9,000	19,200	5.63	32,000	9.38	38,400	11.25	1,723	2,461	3,445	13.0	22.0
	7	7	7	12	33	6,788	6,788	6,788	11,636	19,200	5.63	32,000	9.38	38,400	11.25	1,723	2,461	3,445	13.0	22.0
	7	9	9	9	34	6,588	8,471	8,471	8,471	19,200	5.63	32,000	9.38	38,400	11.25	1,723	2,461	3,445	13.0	22.0
	7	7	9	12	35	6,400	6,400	8,229	10,971	19,200	5.63	32,000	9.38	38,400	11.25	1,723	2,461	3,445	13.0	22.0
	7	7	7	15	36	6,222	6,222	6,222	13,333	19,200	5.63	32,000	9.38	38,400	11.25	1,723	2,461	3,445	13.0	22.0
	9	9	9	9	36	8,000	8,000	8,000	8,000	19,200	5.63	32,000	9.38	38,400	11.25	1,723	2,461	3,445	13.0	22.0
	7	9	9	12	37	6,054	7,784	7,784	10,378	19,200	5.63	32,000	9.38	38,400	11.25	1,723	2,461	3,445	13.0	22.0
	7	7	9	15	38	5,895	5,895	7,579	12,632	19,200	5.63	32,000	9.38	38,400	11.25	1,723	2,461	3,445	13.0	22.0
	7	7	12	12	38	5,895	5,895	10,105	10,105	19,200	5.63	32,000	9.38	38,400	11.25	1,723	2,461	3,445	13.0	22.0
	7	7	7	18	39	5,744	5,744	5,744	14,769	19,200	5.63	32,000	9.38	38,400	11.25	1,723	2,461	3,445	13.0	22.0
	9	9	9	12	39	7,385	7,385	7,385	9,846	19,200	5.63	32,000	9.38	38,400	11.25	1,723	2,461	3,445	13.0	22.0
	7	9	9	15	40	5,600	7,200	7,200	12,000	19,200	5.63	32,000	9.38	38,400	11.25	1,723	2,461	3,445	13.0	22.0
	7	9	12	12	40	5,600	7,200	9,600	9,600	19,200	5.63	32,000	9.38	38,400	11.25	1,723	2,461	3,445	13.0	22.0
	7	7	9	18	41	5,463	5,463	7,024	14,049	19,200	5.63	32,000	9.38	38,400	11.25	1,723	2,461	3,445	13.0	22.0
	7	7	12	15	41	5,463	5,463	9,366	11,707	19,200	5.63	32,000	9.38	38,400	11.25	1,723	2,461	3,445	13.0	22.0
	9	9	9	15	42	6,857	6,857	6,857	11,429	19,200	5.63	32,000	9.38	38,400	11.25	1,723	2,461	3,445	13.0	22.0
	9	9	12	12	42	6,857	6,857	9,143	9,143	19,200	5.63	32,000	9.38	38,400	11.25	1,723	2,461	3,445	13.0	22.0
	7	9	9	18	43	5,209	6,698	6,698	13,395	19,200	5.63	32,000	9.38	38,400	11.25	1,723	2,461	3,445	13.0	22.0
	7	9	12	15	43	5,209	6,698	8,930	11,163	19,200	5.63	32,000	9.38	38,400	11.25	1,723	2,461	3,445	13.0	22.0
	7	12	12	12	43	5,209	8,930	8,930	8,930	19,200	5.63	32,000	9.38	38,400	11.25	1,723	2,461	3,445	13.0	22.0
	7	7	12	18	44	5,091	5,091	8,727	13,091	19,200	5.63	32,000	9.38	38,400	11.25	1,723	2,461	3,445	13.0	22.0
	7	7	15	15	44	5,091	5,091	10,909	10,909	19,200	5.63	32,000	9.38	38,400	11.25	1,723	2,461	3,445	13.0	22.0
	7	7	7	24	45	4,978	4,978	4,978	17,067	19,200	5.63	32,000	9.38	38,400	11.25	1,723	2,461	3,445	13.0	22.0
	9	9	9	18	45	6,400	6,400	6,400	12,800	19,200	5.63	32,000	9.38	38,400	11.25	1,723	2,461	3,445	13.0	22.0
	9	9	12	15	45	6,400	6,400	8,533	10,667	19,200	5.63	32,000	9.38	38,400	11.25	1,723	2,461	3,445	13.0	22.0
	9	12	12	12	45	6,400	8,533	8,533	8,533	19,200	5.63	32,000	9.38	38,400	11.25	1,723	2,461	3,445	13.0	22.0
	7	9	12	18	46	4,870	6,261	8,348	12,522	19,200	5.63	32,000	9.38	38,400	11.25	1,723	2,461	3,445	13.0	22.0
	7	9	15	15	46	4,870	6,261	10,435	10,435	19,200	5.63	32,000	9.38	38,400	11.25	1,723	2,461	3,445	13.0	22.0
	7	12	12	15	46	4,870	8,348	8,348	10,435	19,200	5.63	32,000	9.38	38,400	11.25	1,723	2,461	3,445	13.0	22.0
	7	7	9	24	47	4,766	4,766	6,128	16,340	19,200	5.63	32,000	9.38	38,400	11.25	1,723	2,461	3,445	13.0	22.0
7	7	15	18	47	4,766	4,766	10,213	12,255	19,200	5.63	32,000	9.38	38,400	11.25	1,723	2,461	3,445	13.0	22.0	
9	9	12	18	48	6,000	6,000	8,000	12,000	19,200	5.63	32,000	9.38	38,400	11.25	1,723	2,461	3,445	13.0	22.0	
9	9	15	15	48	6,000	6,000	10,000	10,000	19,200	5.63	32,000	9.38	38,400	11.25	1,723	2,461	3,445	13.0	22.0	
12	12	12	12	48	8,000	8,000	8,000	8,000	19,200	5.63	32,000	9.38	38,400	11.25	1,723	2,461	3,445	13.0	22.0	

1. Capacity as rated: 0 ft. above sea level with 25 ft. of refrigerant piping.  
 0 ft. level difference between outdoor and indoor units.  
 2. Cooling capacity rating obtained with air entering the indoor unit at 80°F dry bulb (DB) and 67°F wet bulb (WB), and outdoor ambient conditions of 95°F dry bulb (DB) and 75°F wet bulb (WB).  
 3. Wiring cable size must comply with the applicable local and national codes.  
 4. The specification may be subject to change without prior notice for purpose of improvement.  
 5. At least two indoor units should be connected.

# COMBINATION TABLES

## LMU36CHV

Table 15: LMU36CHV with Ducted Indoor Units — Rated Cooling Combination Table.

Cooling Capacity																				
No. of Indoor Units	Indoor Unit Combination (kBtu/h)					Room Capacity (Btu/h)				Total Capacity						Input (W)			EER	SEER
	IDU 1	IDU 2	IDU 3	IDU 4	Total	Unit 1	Unit 2	Unit 3	Unit 4	Minimum		Rated		Maximum		Min.	Rated	Max.		
Ducted Indoor Units																				
Two Units	9	9	-	-	18	7,875	7,875	-	-	9,450	2.8	15,750	4.6	17,483	5.1	1,245	1,779	2,491	8.9	14.6
	9	12	-	-	21	7,875	10,500	-	-	11,025	3.2	18,375	5.4	20,396	6.0	1,426	2,038	2,853	9.0	14.9
	12	12	-	-	24	10,500	10,500	-	-	12,600	3.7	21,000	6.2	23,310	6.8	1,578	2,255	3,157	9.3	15.4
	9	18	-	-	27	7,875	15,750	-	-	14,175	4.2	23,625	6.9	26,224	7.7	1,752	2,503	3,504	9.4	15.6
	12	18	-	-	30	10,500	15,750	-	-	15,750	4.6	26,250	7.7	29,138	8.5	1,904	2,720	3,808	9.6	16.0
	9	24*	-	-	33	7,636	20,364	-	-	16,800	4.9	28,000	8.2	31,080	9.1	1,998	2,855	3,997	9.8	16.2
	18	18	-	-	36	14,000	14,000	-	-	16,800	4.9	28,000	8.2	31,080	9.1	1,998	2,855	3,997	9.8	16.2
12	24*	-	-	36	9,333	18,667	-	-	16,800	4.9	28,000	8.2	31,080	9.1	1,998	2,855	3,997	9.8	16.2	
Three Units	9	9	9	-	27	7,875	7,875	7,875	-	14,175	4.2	23,625	6.9	27,169	8.0	1,665	2,379	3,331	9.9	16.4
	9	9	12	-	30	7,875	7,875	10,500	-	15,750	4.6	26,250	7.7	30,188	8.8	1,781	2,544	3,562	10.3	17.1
	9	12	12	-	33	7,636	10,182	10,182	-	16,800	4.9	28,000	8.2	32,200	9.4	1,868	2,669	3,736	10.5	17.4
	9	9	18	-	36	7,000	7,000	14,000	-	16,800	4.9	28,000	8.2	32,200	9.4	1,868	2,669	3,736	10.5	17.4
	12	12	12	-	36	9,333	9,333	9,333	-	16,800	4.9	28,000	8.2	32,200	9.4	1,868	2,669	3,736	10.5	17.4
	9	12	18	-	39	6,462	8,615	12,923	-	16,800	4.9	28,000	8.2	32,200	9.4	1,868	2,669	3,736	10.5	17.4
	12	12	18	-	42	8,000	8,000	12,000	-	16,800	4.9	28,000	8.2	32,200	9.4	1,868	2,669	3,736	10.5	17.4
	9	18	18	-	45	5,600	11,200	11,200	-	16,800	4.9	28,000	8.2	32,200	9.4	1,868	2,669	3,736	10.5	17.4
12	18	18	-	48	7,000	10,500	10,500	-	16,800	4.9	28,000	8.2	32,200	9.4	1,868	2,669	3,736	10.5	17.4	
Four Units	9	9	9	9	36	7,000	7,000	7,000	7,000	16,800	4.9	28,000	8.2	33,600	9.8	1,782	2,545	3,564	11.0	18.2
	9	9	9	12	39	6,462	6,462	6,462	8,615	16,800	4.9	28,000	8.2	33,600	9.8	1,782	2,545	3,564	11.0	18.2
	9	9	12	12	42	6,000	6,000	8,000	8,000	16,800	4.9	28,000	8.2	33,600	9.8	1,782	2,545	3,564	11.0	18.2
	9	9	9	18	45	5,600	5,600	5,600	11,200	16,800	4.9	28,000	8.2	33,600	9.8	1,782	2,545	3,564	11.0	18.2
	9	12	12	12	45	5,600	7,467	7,467	7,467	16,800	4.9	28,000	8.2	33,600	9.8	1,782	2,545	3,564	11.0	18.2
	9	9	12	18	48	5,250	5,250	7,000	10,500	16,800	4.9	28,000	8.2	33,600	9.8	1,782	2,545	3,564	11.0	18.2
	12	12	12	12	48	7,000	7,000	7,000	7,000	16,800	4.9	28,000	8.2	33,600	9.8	1,782	2,545	3,564	11.0	18.2

1. Capacity as rated.

0 ft. above sea level with 25 ft. of refrigerant piping.

0 ft. level difference between outdoor and indoor units.

2. Cooling capacity rating obtained with air entering the indoor unit at 80°F dry bulb (DB) and 67°F wet bulb (WB), and outdoor ambient conditions of 95°F dry bulb (DB) and 75°F wet bulb (WB).

3. Wiring cable size must comply with the applicable local and national codes.

4. The specification may be subject to change without prior notice for purpose of improvement.

5. At least two indoor units should be connected.

\*A 1.3 multiplier is necessary for the calculation of total combination.

# COMBINATION TABLES

## LMU36CHV

Table 16: LMU36CHV with Mixed Indoor Units – Rated Cooling Combination Table.

Cooling Capacity																				
No. of Indoor Units	Indoor Unit Combination (kBtu/h)					Room Capacity (Btu/h)				Total Capacity						Input (W)			EER	SEER
	IDU 1	IDU 2	IDU 3	IDU 4	Total	Unit 1	Unit 2	Unit 3	Unit 4	Minimum		Rated		Maximum		Min.	Rated	Max.		
										Btu/h	kW	Btu/h	kW	Btu/h	kW					
<b>Mixed Indoor Units</b>																				
Two Units	7	9	-	-	16	6,563	8,438	-	-	9,000	2.6	15,000	4.4	16,650	4.9	1,089	1,556	2,179	9.6	16.2
	9	9	-	-	18	8,438	8,438	-	-	10,125	3.0	16,875	4.9	18,731	5.5	1,225	1,750	2,449	9.6	16.2
	7	12	-	-	19	6,563	11,250	-	-	10,688	3.1	17,813	5.2	19,772	5.8	1,282	1,831	2,563	9.7	16.3
	9	12	-	-	21	8,438	11,250	-	-	11,813	3.5	19,688	5.8	21,853	6.4	1,403	2,004	2,805	9.8	16.5
	9	15	-	-	24	8,438	14,063	-	-	13,500	4.0	22,500	6.6	24,975	7.3	1,552	2,217	3,104	10.1	17.0
	12	12	-	-	24	11,250	11,250	-	-	13,500	4.0	22,500	6.6	24,975	7.3	1,552	2,217	3,104	10.1	17.0
	7	18	-	-	25	6,563	16,875	-	-	14,063	4.1	23,438	6.9	26,016	7.6	1,609	2,299	3,218	10.2	17.1
	9	18	-	-	27	8,438	16,875	-	-	15,188	4.5	25,313	7.4	28,097	8.2	1,723	2,462	3,446	10.3	17.2
	12	15	-	-	27	11,250	14,063	-	-	15,188	4.5	25,313	7.4	28,097	8.2	1,723	2,462	3,446	10.3	17.2
	12	18	-	-	30	11,250	16,875	-	-	16,875	4.9	28,125	8.2	31,219	9.1	1,873	2,675	3,745	10.5	17.6
	7	24	-	-	31	6,563	22,500	-	-	17,438	5.1	29,063	8.5	32,259	9.5	1,915	2,736	3,831	10.6	17.8
	9	24	-	-	33	8,182	21,818	-	-	18,000	5.3	30,000	8.8	33,300	9.8	1,965	2,807	3,930	10.7	17.9
	15	18	-	-	33	13,636	16,364	-	-	18,000	5.3	30,000	8.8	33,300	9.8	1,965	2,807	3,930	10.7	17.9
	18	18	-	-	36	15,000	15,000	-	-	18,000	5.3	30,000	8.8	33,300	9.8	1,965	2,807	3,930	10.7	17.9
	12	24	-	-	36	10,000	20,000	-	-	18,000	5.3	30,000	8.8	33,300	9.8	1,965	2,807	3,930	10.7	17.9
15	24	-	-	39	11,538	18,462	-	-	18,000	5.3	30,000	8.8	33,300	9.8	1,965	2,807	3,930	10.7	17.9	
18	24*	-	-	42	12,857	17,143	-	-	18,000	5.3	30,000	8.8	33,300	9.8	1,965	2,807	3,930	10.7	17.9	
24*	24*	-	-	48	15,000	15,000	-	-	18,000	5.3	30,000	8.8	33,300	9.8	1,965	2,807	3,930	10.7	17.9	
Three Units	7	7	9	-	23	6,563	6,563	8,438	-	12,938	3.8	21,563	6.3	24,797	7.3	1,467	2,095	2,933	10.3	17.3
	7	9	9	-	25	6,563	8,438	8,438	-	14,063	4.1	23,438	6.9	26,953	7.9	1,581	2,258	3,161	10.4	17.4
	7	7	12	-	26	6,563	6,563	11,250	-	14,625	4.3	24,375	7.1	28,031	8.2	1,609	2,299	3,218	10.6	17.8
	9	9	9	-	27	8,438	8,438	8,438	-	15,188	4.5	25,313	7.4	29,109	8.5	1,638	2,339	3,275	10.8	18.1
	7	9	12	-	28	6,563	8,438	11,250	-	15,750	4.6	26,250	7.7	30,188	8.8	1,673	2,390	3,346	11.0	18.4
	9	9	12	-	30	8,438	8,438	11,250	-	16,875	4.9	28,125	8.2	32,344	9.5	1,752	2,502	3,503	11.2	18.9
	7	9	15	-	31	6,563	8,438	14,063	-	17,438	5.1	29,063	8.5	33,422	9.8	1,794	2,563	3,589	11.3	19.0
	7	12	12	-	31	6,563	11,250	11,250	-	17,438	5.1	29,063	8.5	33,422	9.8	1,794	2,563	3,589	11.3	19.0
	7	7	18	-	32	6,563	6,563	16,875	-	18,000	5.3	30,000	8.8	34,500	10.1	1,837	2,624	3,674	11.4	19.2
	9	9	15	-	33	8,182	8,182	13,636	-	18,000	5.3	30,000	8.8	34,500	10.1	1,837	2,624	3,674	11.4	19.2
	9	12	12	-	33	8,182	10,909	10,909	-	18,000	5.3	30,000	8.8	34,500	10.1	1,837	2,624	3,674	11.4	19.2
	7	9	18	-	34	6,176	7,941	15,882	-	18,000	5.3	30,000	8.8	34,500	10.1	1,837	2,624	3,674	11.4	19.2
	7	12	15	-	34	6,176	10,588	13,235	-	18,000	5.3	30,000	8.8	34,500	10.1	1,837	2,624	3,674	11.4	19.2
	9	9	18	-	36	7,500	7,500	15,000	-	18,000	5.3	30,000	8.8	34,500	10.1	1,837	2,624	3,674	11.4	19.2
	9	12	15	-	36	7,500	10,000	12,500	-	18,000	5.3	30,000	8.8	34,500	10.1	1,837	2,624	3,674	11.4	19.2
	12	12	12	-	36	10,000	10,000	10,000	-	18,000	5.3	30,000	8.8	34,500	10.1	1,837	2,624	3,674	11.4	19.2
	7	12	18	-	37	5,676	9,730	14,595	-	18,000	5.3	30,000	8.8	34,500	10.1	1,837	2,624	3,674	11.4	19.2
	7	7	24	-	38	5,526	5,526	18,947	-	18,000	5.3	30,000	8.8	34,500	10.1	1,837	2,624	3,674	11.4	19.2
	9	12	18	-	39	6,923	9,231	13,846	-	18,000	5.3	30,000	8.8	34,500	10.1	1,837	2,624	3,674	11.4	19.2
	9	15	15	-	39	6,923	11,538	11,538	-	18,000	5.3	30,000	8.8	34,500	10.1	1,837	2,624	3,674	11.4	19.2
	12	12	15	-	39	9,231	9,231	11,538	-	18,000	5.3	30,000	8.8	34,500	10.1	1,837	2,624	3,674	11.4	19.2
	7	9	24	-	40	5,250	6,750	18,000	-	18,000	5.3	30,000	8.8	34,500	10.1	1,837	2,624	3,674	11.4	19.2
	7	15	18	-	40	5,250	11,250	13,500	-	18,000	5.3	30,000	8.8	34,500	10.1	1,837	2,624	3,674	11.4	19.2
	9	9	24*	-	42	6,429	6,429	17,143	-	18,000	5.3	30,000	8.8	34,500	10.1	1,837	2,624	3,674	11.4	19.2
	9	15	18	-	42	6,429	10,714	12,857	-	18,000	5.3	30,000	8.8	34,500	10.1	1,837	2,624	3,674	11.4	19.2
	12	12	18	-	42	8,571	8,571	12,857	-	18,000	5.3	30,000	8.8	34,500	10.1	1,837	2,624	3,674	11.4	19.2
	12	15	15	-	42	8,571	10,714	10,714	-	18,000	5.3	30,000	8.8	34,500	10.1	1,837	2,624	3,674	11.4	19.2
7	12	24*	-	43	4,884	8,372	16,744	-	18,000	5.3	30,000	8.8	34,500	10.1	1,837	2,624	3,674	11.4	19.2	
7	18	18	-	43	4,884	12,558	12,558	-	18,000	5.3	30,000	8.8	34,500	10.1	1,837	2,624	3,674	11.4	19.2	
9	12	24*	-	45	6,000	8,000	16,000	-	18,000	5.3	30,000	8.8	34,500	10.1	1,837	2,624	3,674	11.4	19.2	
9	18	18	-	45	6,000	12,000	12,000	-	18,000	5.3	30,000	8.8	34,500	10.1	1,837	2,624	3,674	11.4	19.2	

1. Capacity as rated: 0 ft. above sea level with 25 ft. of refrigerant piping.  
 0 ft. level difference between outdoor and indoor units.  
 2. Cooling capacity rating obtained with air entering the indoor unit at 80°F dry bulb (DB) and 67°F wet bulb (WB), and outdoor ambient conditions of 95°F dry bulb (DB) and 75°F wet bulb (WB).  
 3. Wiring cable size must comply with the applicable local and national codes.  
 4. The specification may be subject to change without prior notice for purpose of improvement.  
 5. At least two indoor units should be connected.  
 \*The indoor unit must be non-ducted type.

# COMBINATION TABLES

## LMU36CHV

Table 17: LMU36CHV with Mixed Indoor Units – Rated Cooling Combination Table.

Cooling Capacity																				
No. of Indoor Units	Indoor Unit Combination (kBtu/h)					Room Capacity (Btu/h)				Total Capacity						Input (W)			EER	SEER
	IDU 1	IDU 2	IDU 3	IDU 4	Total	Unit 1	Unit 2	Unit 3	Unit 4	Minimum		Rated		Maximum		Min.	Rated	Max.		
										Btu/h	kW	Btu/h	kW	Btu/h	kW					
<b>Mixed Indoor Units</b>																				
Three Units	12	15	18	-	45	8,000	10,000	12,000	-	18,000	5.3	30,000	8.8	34,500	10.1	1,837	2,624	3,674	11.4	19.2
	7	15	24*	-	46	4,565	9,783	15,652	-	18,000	5.3	30,000	8.8	34,500	10.1	1,837	2,624	3,674	11.4	19.2
	9	15	24*	-	48	5,625	9,375	15,000	-	18,000	5.3	30,000	8.8	34,500	10.1	1,837	2,624	3,674	11.4	19.2
	12	12	24*	-	48	7,500	7,500	15,000	-	18,000	5.3	30,000	8.8	34,500	10.1	1,837	2,624	3,674	11.4	19.2
	12	18	18	-	48	7,500	11,250	11,250	-	18,000	5.3	30,000	8.8	34,500	10.1	1,837	2,624	3,674	11.4	19.2
Four Units	15	15	18	-	48	9,375	9,375	11,250	-	18,000	5.3	30,000	8.8	34,500	10.1	1,837	2,624	3,674	11.4	19.2
	7	7	7	9	30	6,563	6,563	6,563	8,438	16,875	4.9	28,125	8.2	33,750	9.9	1,673	2,390	3,346	11.8	19.7
	7	7	9	9	32	6,563	6,563	8,438	8,438	18,000	5.3	30,000	8.8	36,000	10.6	1,752	2,503	3,505	12.0	20.1
	7	7	7	12	33	6,364	6,364	6,364	10,909	18,000	5.3	30,000	8.8	36,000	10.6	1,752	2,503	3,505	12.0	20.1
	7	9	9	9	34	6,176	7,941	7,941	7,941	18,000	5.3	30,000	8.8	36,000	10.6	1,752	2,503	3,505	12.0	20.1
	7	7	9	12	35	6,000	6,000	7,714	10,286	18,000	5.3	30,000	8.8	36,000	10.6	1,752	2,503	3,505	12.0	20.1
	9	9	9	9	36	7,500	7,500	7,500	7,500	18,000	5.3	30,000	8.8	36,000	10.6	1,752	2,503	3,505	12.0	20.1
	7	9	9	12	37	5,676	7,297	7,297	9,730	18,000	5.3	30,000	8.8	36,000	10.6	1,752	2,503	3,505	12.0	20.1
	7	7	9	15	38	5,526	5,526	7,105	11,842	18,000	5.3	30,000	8.8	36,000	10.6	1,752	2,503	3,505	12.0	20.1
	7	7	12	12	38	5,526	5,526	9,474	9,474	18,000	5.3	30,000	8.8	36,000	10.6	1,752	2,503	3,505	12.0	20.1
	7	7	7	18	39	5,385	5,385	5,385	13,846	18,000	5.3	30,000	8.8	36,000	10.6	1,752	2,503	3,505	12.0	20.1
	9	9	9	12	39	6,923	6,923	6,923	9,231	18,000	5.3	30,000	8.8	36,000	10.6	1,752	2,503	3,505	12.0	20.1
	7	9	9	15	40	5,250	6,750	6,750	11,250	18,000	5.3	30,000	8.8	36,000	10.6	1,752	2,503	3,505	12.0	20.1
	7	9	12	12	40	5,250	6,750	9,000	9,000	18,000	5.3	30,000	8.8	36,000	10.6	1,752	2,503	3,505	12.0	20.1
	7	7	9	18	41	5,122	5,122	6,585	13,171	18,000	5.3	30,000	8.8	36,000	10.6	1,752	2,503	3,505	12.0	20.1
	7	7	12	15	41	5,122	5,122	8,780	10,976	18,000	5.3	30,000	8.8	36,000	10.6	1,752	2,503	3,505	12.0	20.1
	9	9	9	15	42	6,429	6,429	6,429	10,714	18,000	5.3	30,000	8.8	36,000	10.6	1,752	2,503	3,505	12.0	20.1
	9	9	12	12	42	6,429	6,429	8,571	8,571	18,000	5.3	30,000	8.8	36,000	10.6	1,752	2,503	3,505	12.0	20.1
	7	9	9	18	43	4,884	6,279	6,279	12,558	18,000	5.3	30,000	8.8	36,000	10.6	1,752	2,503	3,505	12.0	20.1
	7	9	12	15	43	4,884	6,279	8,372	10,465	18,000	5.3	30,000	8.8	36,000	10.6	1,752	2,503	3,505	12.0	20.1
	7	12	12	12	43	4,884	8,372	8,372	8,372	18,000	5.3	30,000	8.8	36,000	10.6	1,752	2,503	3,505	12.0	20.1
	7	7	12	18	44	4,773	4,773	8,182	12,273	18,000	5.3	30,000	8.8	36,000	10.6	1,752	2,503	3,505	12.0	20.1
	7	7	7	24*	45	4,667	4,667	4,667	16,000	18,000	5.3	30,000	8.8	36,000	10.6	1,752	2,503	3,505	12.0	20.1
	9	9	9	18	45	6,000	6,000	6,000	12,000	18,000	5.3	30,000	8.8	36,000	10.6	1,752	2,503	3,505	12.0	20.1
	9	9	12	15	45	6,000	6,000	8,000	10,000	18,000	5.3	30,000	8.8	36,000	10.6	1,752	2,503	3,505	12.0	20.1
	9	12	12	12	45	6,000	8,000	8,000	8,000	18,000	5.3	30,000	8.8	36,000	10.6	1,752	2,503	3,505	12.0	20.1
	7	9	12	18	46	4,565	5,870	7,826	11,739	18,000	5.3	30,000	8.8	36,000	10.6	1,752	2,503	3,505	12.0	20.1
	7	9	15	15	46	4,565	5,870	9,783	9,783	18,000	5.3	30,000	8.8	36,000	10.6	1,752	2,503	3,505	12.0	20.1
	7	12	12	15	46	4,565	7,826	7,826	9,783	18,000	5.3	30,000	8.8	36,000	10.6	1,752	2,503	3,505	12.0	20.1
	7	7	9	24*	47	4,468	4,468	5,745	15,319	18,000	5.3	30,000	8.8	36,000	10.6	1,752	2,503	3,505	12.0	20.1
7	7	15	18	47	4,468	4,468	9,574	11,489	18,000	5.3	30,000	8.8	36,000	10.6	1,752	2,503	3,505	12.0	20.1	
9	9	12	18	48	5,625	5,625	7,500	11,250	18,000	5.3	30,000	8.8	36,000	10.6	1,752	2,503	3,505	12.0	20.1	
9	9	15	15	48	5,625	5,625	9,375	9,375	18,000	5.3	30,000	8.8	36,000	10.6	1,752	2,503	3,505	12.0	20.1	
12	12	12	12	48	7,500	7,500	7,500	7,500	18,000	5.3	30,000	8.8	36,000	10.6	1,752	2,503	3,505	12.0	20.1	

1. Capacity as rated: 0 ft. above sea level with 25 ft. of refrigerant piping.  
 0 ft. level difference between outdoor and indoor units.  
 2. Cooling capacity rating obtained with air entering the indoor unit at 80°F dry bulb (DB) and 67°F wet bulb (WB), and outdoor ambient conditions of 95°F dry bulb (DB) and 75°F wet bulb (WB).  
 3. Wiring cable size must comply with the applicable local and national codes.  
 4. The specification may be subject to change without prior notice for purpose of improvement.  
 5. At least two indoor units should be connected.  
 \*The indoor unit must be non-ducted type.



# COMBINATION TABLES

## LMU36CHV

Table 18: LMU36CHV with Non-Ducted Indoor Units – Rated Heating Combination Table.

Heating Capacity																				
No. of Indoor Units	Indoor Unit Combination (kBtu/h)					Room Capacity (Btu/h)				Total Capacity						Input (W)			COP	HSPF
	IDU 1	IDU 2	IDU 3	IDU 4	Total	Unit 1	Unit 2	Unit 3	Unit 4	Minimum		Rated		Maximum		Min.	Rated	Max.		
										Btu/h	kW	Btu/h	kW	Btu/h	kW					
Non-Ducted Indoor Units																				
Two Units	7	7	-	-	14	7,700	7,700	-	-	9,240	2.71	15,400	4.51	16,940	4.96	1,127	1,610	2,254	2.8	7.3
	7	9	-	-	16	7,700	9,900	-	-	10,560	3.09	17,600	5.16	19,360	5.67	1,246	1,780	2,492	2.9	7.5
	9	9	-	-	18	9,900	9,900	-	-	11,880	3.48	19,800	5.80	21,780	6.38	1,379	1,970	2,758	2.9	7.6
	7	12	-	-	19	7,700	13,200	-	-	12,540	3.68	20,900	6.13	22,990	6.74	1,435	2,050	2,870	3.0	7.8
	9	12	-	-	21	9,900	13,200	-	-	13,860	4.06	23,100	6.77	25,410	7.45	1,554	2,220	3,108	3.0	7.9
	7	15	-	-	22	7,700	16,500	-	-	14,520	4.26	24,200	7.09	26,620	7.80	1,603	2,290	3,206	3.1	8.0
	9	15	-	-	24	9,900	16,500	-	-	15,840	4.64	26,400	7.74	29,040	8.51	1,701	2,430	3,402	3.2	8.3
	12	12	-	-	24	13,200	13,200	-	-	15,840	4.64	26,400	7.74	29,040	8.51	1,701	2,430	3,402	3.2	8.3
	7	18	-	-	25	7,700	19,800	-	-	16,500	4.84	27,500	8.06	30,250	8.87	1,757	2,510	3,514	3.2	8.3
	9	18	-	-	27	9,900	19,800	-	-	17,820	5.22	29,700	8.70	32,670	9.58	1,869	2,670	3,738	3.3	8.5
	12	15	-	-	27	13,200	16,500	-	-	17,820	5.22	29,700	8.70	32,670	9.58	1,869	2,670	3,738	3.3	8.5
	12	18	-	-	30	13,200	19,800	-	-	19,800	5.80	33,000	9.67	36,300	10.64	2,016	2,880	4,032	3.4	8.7
	15	15	-	-	30	16,500	16,500	-	-	19,800	5.80	33,000	9.67	36,300	10.64	2,016	2,880	4,032	3.4	8.7
	7	24	-	-	31	7,700	26,400	-	-	20,460	6.00	34,100	9.99	37,510	10.99	2,058	2,940	4,116	3.4	8.8
	9	24	-	-	33	9,818	26,182	-	-	21,600	6.33	36,000	10.55	39,600	11.61	2,107	3,010	4,214	3.5	9.1
	15	18	-	-	33	16,364	19,636	-	-	21,600	6.33	36,000	10.55	39,600	11.61	2,107	3,010	4,214	3.5	9.1
	18	18	-	-	36	18,000	18,000	-	-	21,600	6.33	36,000	10.55	39,600	11.61	2,107	3,010	4,214	3.5	9.1
	12	24	-	-	36	12,000	24,000	-	-	21,600	6.33	36,000	10.55	39,600	11.61	2,107	3,010	4,214	3.5	9.1
15	24	-	-	39	13,846	22,154	-	-	21,600	6.33	36,000	10.55	39,600	11.61	2,107	3,010	4,214	3.5	9.1	
18	24	-	-	42	15,429	20,571	-	-	21,600	6.33	36,000	10.55	39,600	11.61	2,107	3,010	4,214	3.5	9.1	
24	24	-	-	48	18,000	18,000	-	-	21,600	6.33	36,000	10.55	39,600	11.61	2,107	3,010	4,214	3.5	9.1	
Three Units	7	7	7	-	21	7,700	7,700	7,700	-	13,860	4.06	23,100	6.77	26,565	7.79	1,512	2,160	3,024	3.1	8.1
	7	7	9	-	23	7,700	7,700	9,900	-	15,180	4.45	25,300	7.42	29,095	8.53	1,617	2,310	3,234	3.2	8.3
	7	9	9	-	25	7,700	9,900	9,900	-	16,500	4.84	27,500	8.06	31,625	9.27	1,729	2,470	3,458	3.3	8.5
	7	7	12	-	26	7,700	7,700	13,200	-	17,160	5.03	28,600	8.38	32,890	9.64	1,757	2,510	3,514	3.3	8.7
	9	9	9	-	27	9,900	9,900	9,900	-	17,820	5.22	29,700	8.70	34,155	10.01	1,785	2,550	3,570	3.4	8.9
	7	9	12	-	28	7,700	9,900	13,200	-	18,480	5.42	30,800	9.03	35,420	10.38	1,820	2,600	3,640	3.5	9.0
	7	7	15	-	29	7,700	7,700	16,500	-	19,140	5.61	31,900	9.35	36,685	10.75	1,855	2,650	3,710	3.5	9.2
	9	9	12	-	30	9,900	9,900	13,200	-	19,800	5.80	33,000	9.67	37,950	11.12	1,897	2,710	3,794	3.6	9.3
	7	9	15	-	31	7,700	9,900	16,500	-	20,460	6.00	34,100	9.99	39,215	11.49	1,939	2,770	3,878	3.6	9.4
	7	12	12	-	31	7,700	13,200	13,200	-	20,460	6.00	34,100	9.99	39,215	11.49	1,939	2,770	3,878	3.6	9.4
	7	7	18	-	32	7,700	7,700	19,800	-	21,120	6.19	35,200	10.32	40,480	11.86	1,981	2,830	3,962	3.6	9.5
	9	9	15	-	33	9,818	9,818	16,364	-	21,600	6.33	36,000	10.55	41,400	12.13	1,981	2,830	3,962	3.7	9.7
	9	12	12	-	33	9,818	13,091	13,091	-	21,600	6.33	36,000	10.55	41,400	12.13	1,981	2,830	3,962	3.7	9.7
	7	9	18	-	34	7,412	9,529	19,059	-	21,600	6.33	36,000	10.55	41,400	12.13	1,981	2,830	3,962	3.7	9.7
	7	12	15	-	34	7,412	12,706	15,882	-	21,600	6.33	36,000	10.55	41,400	12.13	1,981	2,830	3,962	3.7	9.7
	9	9	18	-	36	9,000	9,000	18,000	-	21,600	6.33	36,000	10.55	41,400	12.13	1,981	2,830	3,962	3.7	9.7
	9	12	15	-	36	9,000	12,000	15,000	-	21,600	6.33	36,000	10.55	41,400	12.13	1,981	2,830	3,962	3.7	9.7
	12	12	12	-	36	12,000	12,000	12,000	-	21,600	6.33	36,000	10.55	41,400	12.13	1,981	2,830	3,962	3.7	9.7
	7	12	18	-	37	6,811	11,676	17,514	-	21,600	6.33	36,000	10.55	41,400	12.13	1,981	2,830	3,962	3.7	9.7
	7	15	15	-	37	6,811	14,595	14,595	-	21,600	6.33	36,000	10.55	41,400	12.13	1,981	2,830	3,962	3.7	9.7
	7	7	24	-	38	6,632	6,632	22,737	-	21,600	6.33	36,000	10.55	41,400	12.13	1,981	2,830	3,962	3.7	9.7
9	12	18	-	39	8,308	11,077	16,615	-	21,600	6.33	36,000	10.55	41,400	12.13	1,981	2,830	3,962	3.7	9.7	
9	15	15	-	39	8,308	13,846	13,846	-	21,600	6.33	36,000	10.55	41,400	12.13	1,981	2,830	3,962	3.7	9.7	
12	12	15	-	39	11,077	11,077	13,846	-	21,600	6.33	36,000	10.55	41,400	12.13	1,981	2,830	3,962	3.7	9.7	
7	9	24	-	40	6,300	8,100	21,600	-	21,600	6.33	36,000	10.55	41,400	12.13	1,981	2,830	3,962	3.7	9.7	
7	15	18	-	40	6,300	13,500	16,200	-	21,600	6.33	36,000	10.55	41,400	12.13	1,981	2,830	3,962	3.7	9.7	
9	9	24	-	42	7,714	7,714	20,571	-	21,600	6.33	36,000	10.55	41,400	12.13	1,981	2,830	3,962	3.7	9.7	
9	15	18	-	42	7,714	12,857	15,429	-	21,600	6.33	36,000	10.55	41,400	12.13	1,981	2,830	3,962	3.7	9.7	

1. Capacity as rated: 0 ft. above sea level with 25 ft. of refrigerant piping.  
0 ft. level difference between outdoor and indoor units.

2. Heating capacity rating obtained with air entering the indoor unit at: 70°F dry bulb (DB) and 60°F wet bulb (WB), and outdoor ambient conditions of 47°F dry bulb (DB) and 43°F wet bulb (WB).

3. Wiring cable size must comply with the applicable local and national codes.

4. The specification may be subject to change without prior notice for purpose of improvement.

5. At least two indoor units should be connected.

# COMBINATION TABLES

## LMU36CHV

Table 19: LMU36CHV with Non-Ducted Indoor Units – Rated Heating Combination Table.

No. of Indoor Units	Indoor Unit Combination (kBtu/h)					Room Capacity (Btu/h)				Total Capacity						Input (W)			COP	HSPF	
	IDU 1	IDU 2	IDU 3	IDU 4	Total	Unit 1	Unit 2	Unit 3	Unit 4	Minimum		Rated		Maximum		Min.	Rated	Max.			
										Btu/h	kW	Btu/h	kW	Btu/h	kW						
<b>Non-Ducted Indoor Units</b>																					
Three Units	12	12	18	-	42	10,286	10,286	15,429	-	21,600	6.33	36,000	10.55	41,400	12.13	1,981	2,830	3,962	3.7	9.7	
	12	15	15	-	42	10,286	12,857	12,857	-	21,600	6.33	36,000	10.55	41,400	12.13	1,981	2,830	3,962	3.7	9.7	
	7	12	24	-	43	5,860	10,047	20,093	-	21,600	6.33	36,000	10.55	41,400	12.13	1,981	2,830	3,962	3.7	9.7	
	7	18	18	-	43	5,860	15,070	15,070	-	21,600	6.33	36,000	10.55	41,400	12.13	1,981	2,830	3,962	3.7	9.7	
	9	12	24	-	45	7,200	9,600	19,200	-	21,600	6.33	36,000	10.55	41,400	12.13	1,981	2,830	3,962	3.7	9.7	
	9	18	18	-	45	7,200	14,400	14,400	-	21,600	6.33	36,000	10.55	41,400	12.13	1,981	2,830	3,962	3.7	9.7	
	12	15	18	-	45	9,600	12,000	14,400	-	21,600	6.33	36,000	10.55	41,400	12.13	1,981	2,830	3,962	3.7	9.7	
	15	15	15	-	45	12,000	12,000	12,000	-	21,600	6.33	36,000	10.55	41,400	12.13	1,981	2,830	3,962	3.7	9.7	
	7	15	24	-	46	5,478	11,739	18,783	-	21,600	6.33	36,000	10.55	41,400	12.13	1,981	2,830	3,962	3.7	9.7	
	9	15	24	-	48	6,750	11,250	18,000	-	21,600	6.33	36,000	10.55	41,400	12.13	1,981	2,830	3,962	3.7	9.7	
	12	12	24	-	48	9,000	9,000	18,000	-	21,600	6.33	36,000	10.55	41,400	12.13	1,981	2,830	3,962	3.7	9.7	
	12	18	18	-	48	9,000	13,500	13,500	-	21,600	6.33	36,000	10.55	41,400	12.13	1,981	2,830	3,962	3.7	9.7	
	15	15	18	-	48	11,250	11,250	13,500	-	21,600	6.33	36,000	10.55	41,400	12.13	1,981	2,830	3,962	3.7	9.7	
	Four Units	7	7	7	7	28	7,700	7,700	7,700	7,700	18,480	5.42	30,800	9.03	36,960	10.83	1,827	2,610	3,654	3.5	9.0
		7	7	7	9	30	7,700	7,700	7,700	9,900	19,800	5.80	33,000	9.67	39,600	11.61	1,883	2,690	3,766	3.6	9.3
7		7	9	9	32	7,700	7,700	9,900	9,900	21,120	6.19	35,200	10.32	41,600	12.19	1,918	2,740	3,836	3.8	9.8	
7		7	7	12	33	7,636	7,636	7,636	13,091	21,600	6.33	36,000	10.55	41,600	12.19	1,918	2,740	3,836	3.9	10.0	
7		9	9	9	34	7,412	9,529	9,529	9,529	21,600	6.33	36,000	10.55	41,600	12.19	1,918	2,740	3,836	3.9	10.0	
7		7	9	12	35	7,200	7,200	9,257	12,343	21,600	6.33	36,000	10.55	41,600	12.19	1,918	2,740	3,836	3.9	10.0	
7		7	7	15	36	7,000	7,000	7,000	15,000	21,600	6.33	36,000	10.55	41,600	12.19	1,918	2,740	3,836	3.9	10.0	
9		9	9	9	36	9,000	9,000	9,000	9,000	21,600	6.33	36,000	10.55	41,600	12.19	1,918	2,740	3,836	3.9	10.0	
7		9	9	12	37	6,811	8,757	8,757	11,676	21,600	6.33	36,000	10.55	41,600	12.19	1,918	2,740	3,836	3.9	10.0	
7		7	9	15	38	6,632	6,632	8,526	14,211	21,600	6.33	36,000	10.55	41,600	12.19	1,918	2,740	3,836	3.9	10.0	
7		7	12	12	38	6,632	6,632	11,368	11,368	21,600	6.33	36,000	10.55	41,600	12.19	1,918	2,740	3,836	3.9	10.0	
7		7	7	18	39	6,462	6,462	6,462	16,615	21,600	6.33	36,000	10.55	41,600	12.19	1,918	2,740	3,836	3.9	10.0	
9		9	9	12	39	8,308	8,308	8,308	11,077	21,600	6.33	36,000	10.55	41,600	12.19	1,918	2,740	3,836	3.9	10.0	
7		9	9	15	40	6,300	8,100	8,100	13,500	21,600	6.33	36,000	10.55	41,600	12.19	1,918	2,740	3,836	3.9	10.0	
7		9	12	12	40	6,300	8,100	10,800	10,800	21,600	6.33	36,000	10.55	41,600	12.19	1,918	2,740	3,836	3.9	10.0	
7		7	9	18	41	6,146	6,146	7,902	15,805	21,600	6.33	36,000	10.55	41,600	12.19	1,918	2,740	3,836	3.9	10.0	
7		7	12	15	41	6,146	6,146	10,537	13,171	21,600	6.33	36,000	10.55	41,600	12.19	1,918	2,740	3,836	3.9	10.0	
9		9	9	15	42	7,714	7,714	7,714	12,857	21,600	6.33	36,000	10.55	41,600	12.19	1,918	2,740	3,836	3.9	10.0	
9		9	12	12	42	7,714	7,714	10,286	10,286	21,600	6.33	36,000	10.55	41,600	12.19	1,918	2,740	3,836	3.9	10.0	
7		9	9	18	43	5,860	7,535	7,535	15,070	21,600	6.33	36,000	10.55	41,600	12.19	1,918	2,740	3,836	3.9	10.0	
7		9	12	15	43	5,860	7,535	10,047	12,558	21,600	6.33	36,000	10.55	41,600	12.19	1,918	2,740	3,836	3.9	10.0	
7		12	12	12	43	5,860	10,047	10,047	10,047	21,600	6.33	36,000	10.55	41,600	12.19	1,918	2,740	3,836	3.9	10.0	
7		7	12	18	44	5,727	5,727	9,818	14,727	21,600	6.33	36,000	10.55	41,600	12.19	1,918	2,740	3,836	3.9	10.0	
7		7	15	15	44	5,727	5,727	12,273	12,273	21,600	6.33	36,000	10.55	41,600	12.19	1,918	2,740	3,836	3.9	10.0	
7		7	7	24	45	5,600	5,600	5,600	19,200	21,600	6.33	36,000	10.55	41,600	12.19	1,918	2,740	3,836	3.9	10.0	
9		9	9	18	45	7,200	7,200	7,200	14,400	21,600	6.33	36,000	10.55	41,600	12.19	1,918	2,740	3,836	3.9	10.0	
9		9	12	15	45	7,200	7,200	9,600	12,000	21,600	6.33	36,000	10.55	41,600	12.19	1,918	2,740	3,836	3.9	10.0	
9		12	12	12	45	7,200	9,600	9,600	9,600	21,600	6.33	36,000	10.55	41,600	12.19	1,918	2,740	3,836	3.9	10.0	
7		9	12	18	46	5,478	7,043	9,391	14,087	21,600	6.33	36,000	10.55	41,600	12.19	1,918	2,740	3,836	3.9	10.0	
7		9	15	15	46	5,478	7,043	11,739	11,739	21,600	6.33	36,000	10.55	41,600	12.19	1,918	2,740	3,836	3.9	10.0	
7	12	12	15	46	5,478	9,391	9,391	11,739	21,600	6.33	36,000	10.55	41,600	12.19	1,918	2,740	3,836	3.9	10.0		
7	7	9	24	47	5,362	5,362	6,894	18,383	21,600	6.33	36,000	10.55	41,600	12.19	1,918	2,740	3,836	3.9	10.0		
7	7	15	18	47	5,362	5,362	11,489	13,787	21,600	6.33	36,000	10.55	41,600	12.19	1,918	2,740	3,836	3.9	10.0		
9	9	12	18	48	6,750	6,750	9,000	13,500	21,600	6.33	36,000	10.55	41,600	12.19	1,918	2,740	3,836	3.9	10.0		
9	9	15	15	48	6,750	6,750	11,250	11,250	21,600	6.33	36,000	10.55	41,600	12.19	1,918	2,740	3,836	3.9	10.0		
12	12	12	12	48	9,000	9,000	9,000	9,000	21,600	6.33	36,000	10.55	41,600	12.19	1,918	2,740	3,836	3.9	10.0		

1. Capacity as rated. 0 ft. above sea level with 25 ft. of refrigerant piping. 0 ft. level difference between outdoor and indoor units.  
 2. Heating capacity rating obtained with air entering the indoor unit at 70°F dry bulb (DB) and 60°F wet bulb (WB), and outdoor ambient conditions of 47°F dry bulb (DB) and 43°F wet bulb (WB).

3. Wiring cable size must comply with the applicable local and national codes.  
 4. The specification may be subject to change without prior notice for purpose of improvement.  
 5. At least two indoor units should be connected.

# COMBINATION TABLES

## LMU36CHV

Table 20: LMU36CHV with Ducted Indoor Units — Rated Heating Combination Table.

Heating Capacity																				
No. of Indoor Units	Indoor Unit Combination (kBtu/h)					Room Capacity (Btu/h)				Total Capacity						Input (W)			COP	HSPF
	IDU 1	IDU 2	IDU 3	IDU 4	Total	Unit 1	Unit 2	Unit 3	Unit 4	Minimum		Rated		Maximum		Min.	Rated	Max.		
										Btu/h	kW	Btu/h	kW	Btu/h	kW					
Ducted Indoor Units																				
Two Units	9	9	-	-	18	9,350	9,350	-	-	11,220	3.3	18,700	5.5	20,570	6.0	1,426	2,037	2,852	2.7	7.4
	9	12	-	-	21	9,350	12,467	-	-	13,090	3.8	21,817	6.4	23,998	7.0	1,607	2,295	3,213	2.8	7.7
	12	12	-	-	24	12,467	12,467	-	-	14,960	4.4	24,933	7.3	27,427	8.0	1,759	2,512	3,517	2.9	8.0
	9	18	-	-	27	9,350	18,700	-	-	16,830	4.9	28,050	8.2	30,855	9.0	1,932	2,761	3,865	3.0	8.2
	12	18	-	-	30	12,467	18,700	-	-	18,700	5.5	31,167	9.1	34,283	10.0	2,084	2,978	4,169	3.1	8.5
	9	24*	-	-	33	9,273	24,727	-	-	20,400	6.0	34,000	10.0	37,400	11.0	2,179	3,112	4,357	3.2	8.8
	18	18	-	-	36	17,000	17,000	-	-	20,400	6.0	34,000	10.0	37,400	11.0	2,179	3,112	4,357	3.2	8.8
12	24*	-	-	36	11,333	22,667	-	-	20,400	6.0	34,000	10.0	37,400	11.0	2,179	3,112	4,357	3.2	8.8	
Three Units	9	9	9	-	27	9,350	9,350	9,350	-	16,830	4.9	28,050	8.2	32,258	9.5	1,846	2,637	3,691	3.1	8.6
	9	9	12	-	30	9,350	9,350	12,467	-	18,700	5.5	31,167	9.1	35,842	10.5	1,961	2,802	3,923	3.3	9.0
	9	12	12	-	33	9,273	12,364	12,364	-	20,400	6.0	34,000	10.0	39,100	11.5	2,048	2,926	4,096	3.4	9.4
	9	9	18	-	36	8,500	8,500	17,000	-	20,400	6.0	34,000	10.0	39,100	11.5	2,048	2,926	4,096	3.4	9.4
	12	12	12	-	36	11,333	11,333	11,333	-	20,400	6.0	34,000	10.0	39,100	11.5	2,048	2,926	4,096	3.4	9.4
	9	12	18	-	39	7,846	10,462	15,692	-	20,400	6.0	34,000	10.0	39,100	11.5	2,048	2,926	4,096	3.4	9.4
	12	12	18	-	42	9,714	9,714	14,571	-	20,400	6.0	34,000	10.0	39,100	11.5	2,048	2,926	4,096	3.4	9.4
	9	18	18	-	45	6,800	13,600	13,600	-	20,400	6.0	34,000	10.0	39,100	11.5	2,048	2,926	4,096	3.4	9.4
12	18	18	-	48	8,500	12,750	12,750	-	20,400	6.0	34,000	10.0	39,100	11.5	2,048	2,926	4,096	3.4	9.4	
Four Units	9	9	9	9	36	8,500	8,500	8,500	8,500	20,400	6.0	34,000	10.0	41,600	12.2	1,983	2,833	3,966	3.5	9.7
	9	9	9	12	39	7,846	7,846	7,846	10,462	20,400	6.0	34,000	10.0	41,600	12.2	1,983	2,833	3,966	3.5	9.7
	9	9	12	12	42	7,286	7,286	9,714	9,714	20,400	6.0	34,000	10.0	41,600	12.2	1,983	2,833	3,966	3.5	9.7
	9	9	9	18	45	6,800	6,800	6,800	13,600	20,400	6.0	34,000	10.0	41,600	12.2	1,983	2,833	3,966	3.5	9.7
	9	12	12	12	45	6,800	9,067	9,067	9,067	20,400	6.0	34,000	10.0	41,600	12.2	1,983	2,833	3,966	3.5	9.7
	9	9	12	18	48	6,375	6,375	8,500	12,750	20,400	6.0	34,000	10.0	41,600	12.2	1,983	2,833	3,966	3.5	9.7
	12	12	12	12	48	8,500	8,500	8,500	8,500	20,400	6.0	34,000	10.0	41,600	12.2	1,983	2,833	3,966	3.5	9.7

1. Capacity as rated: 0 ft. above sea level with 25 ft. of refrigerant piping.  
0 ft. level difference between outdoor and indoor units.

2. Heating capacity rating obtained with air entering the indoor unit at 70°F dry bulb (DB) and 60°F wet bulb (WB), and outdoor ambient conditions of 47°F dry bulb (DB) and 43°F wet bulb (WB)

3. Wiring cable size must comply with the applicable local and national codes.

4. The specification may be subject to change without prior notice for purpose of improvement.

5. At least two indoor units should be connected.

\*A 1.3 multiplier is necessary for the calculation of total combination.

# COMBINATION TABLES

## LMU36CHV

Table 21: LMU36CHV with Mixed Indoor Units – Rated Heating Combination Table.

No. of Indoor Units		Heating Capacity																			COP	HSPF
		Indoor Unit Combination (kBtu/h)					Room Capacity (Btu/h)				Total Capacity						Input (W)					
		IDU 1	IDU 2	IDU 3	IDU 4	Total	Unit 1	Unit 2	Unit 3	Unit 4	Minimum		Rated		Maximum		Min.	Rated	Max.			
										Btu/h	kW	Btu/h	kW	Btu/h	kW							
Mixed Indoor Units																						
Two Units	7	9	-	-	16	7,486	9,625	-	-	10,267	3.0	17,111	5.0	18,822	5.5	1,267	1,810	2,534	2.8	7.4		
	9	9	-	-	18	9,625	9,625	-	-	11,550	3.4	19,250	5.6	21,175	6.2	1,402	2,003	2,805	2.8	7.5		
	7	12	-	-	19	7,486	12,833	-	-	12,192	3.6	20,319	6.0	22,351	6.6	1,459	2,085	2,919	2.9	7.6		
	9	12	-	-	21	9,625	12,833	-	-	13,475	3.9	22,458	6.6	24,704	7.2	1,580	2,258	3,161	2.9	7.8		
	9	15	-	-	24	9,625	16,042	-	-	15,400	4.5	25,667	7.5	28,233	8.3	1,730	2,471	3,460	3.0	8.1		
	12	12	-	-	24	12,833	12,833	-	-	15,400	4.5	25,667	7.5	28,233	8.3	1,730	2,471	3,460	3.0	8.1		
	7	18	-	-	25	7,486	19,250	-	-	16,042	4.7	26,736	7.8	29,410	8.6	1,787	2,553	3,574	3.1	8.2		
	9	18	-	-	27	9,625	19,250	-	-	17,325	5.1	28,875	8.5	31,763	9.3	1,901	2,715	3,801	3.1	8.3		
	12	15	-	-	27	12,833	16,042	-	-	17,325	5.1	28,875	8.5	31,763	9.3	1,901	2,715	3,801	3.1	8.3		
	12	18	-	-	30	12,833	19,250	-	-	19,250	5.6	32,083	9.4	35,292	10.3	2,050	2,929	4,100	3.2	8.6		
	7	24	-	-	31	7,486	25,667	-	-	19,892	5.8	33,153	9.7	36,468	10.7	2,093	2,990	4,186	3.2	8.7		
	9	24	-	-	33	9,545	25,455	-	-	21,000	6.2	35,000	10.3	38,500	11.3	2,143	3,061	4,286	3.4	9.0		
	15	18	-	-	33	15,909	19,091	-	-	21,000	6.2	35,000	10.3	38,500	11.3	2,143	3,061	4,286	3.4	9.0		
	18	18	-	-	36	17,500	17,500	-	-	21,000	6.2	35,000	10.3	38,500	11.3	2,143	3,061	4,286	3.4	9.0		
	12	24	-	-	36	11,667	23,333	-	-	21,000	6.2	35,000	10.3	38,500	11.3	2,143	3,061	4,286	3.4	9.0		
	15	24	-	-	39	13,462	21,538	-	-	21,000	6.2	35,000	10.3	38,500	11.3	2,143	3,061	4,286	3.4	9.0		
	18	24*	-	-	42	15,000	20,000	-	-	21,000	6.2	35,000	10.3	38,500	11.3	2,143	3,061	4,286	3.4	9.0		
	24	24*	-	-	48	17,500	17,500	-	-	21,000	6.2	35,000	10.3	38,500	11.3	2,143	3,061	4,286	3.4	9.0		
Three Units	7	7	9	-	23	7,486	7,486	9,625	-	14,758	4.3	24,597	7.2	28,287	8.3	1,644	2,349	3,289	3.1	8.2		
	7	9	9	-	25	7,486	9,625	9,625	-	16,042	4.7	26,736	7.8	30,747	9.0	1,758	2,512	3,517	3.1	8.3		
	7	7	12	-	26	7,486	7,486	12,833	-	16,683	4.9	27,806	8.1	31,976	9.4	1,787	2,553	3,574	3.2	8.5		
	9	9	9	-	27	9,625	9,625	9,625	-	17,325	5.1	28,875	8.5	33,206	9.7	1,815	2,593	3,631	3.3	8.7		
	7	9	12	-	28	7,486	9,625	12,833	-	17,967	5.3	29,944	8.8	34,436	10.1	1,851	2,644	3,702	3.3	8.9		
	9	9	12	-	30	9,625	9,625	12,833	-	19,250	5.6	32,083	9.4	36,896	10.8	1,929	2,756	3,858	3.4	9.1		
	7	9	15	-	31	7,486	9,625	16,042	-	19,892	5.8	33,153	9.7	38,126	11.2	1,972	2,817	3,944	3.4	9.2		
	7	12	12	-	31	7,486	12,833	12,833	-	19,892	5.8	33,153	9.7	38,126	11.2	1,972	2,817	3,944	3.4	9.2		
	7	7	18	-	32	7,486	7,486	19,250	-	20,533	6.0	34,222	10.0	39,356	11.5	2,015	2,878	4,029	3.5	9.3		
	9	9	15	-	33	9,545	9,545	15,909	-	21,000	6.2	35,000	10.3	40,250	11.8	2,015	2,878	4,029	3.6	9.5		
	9	12	12	-	33	9,545	12,727	12,727	-	21,000	6.2	35,000	10.3	40,250	11.8	2,015	2,878	4,029	3.6	9.5		
	7	9	18	-	34	7,206	9,265	18,529	-	21,000	6.2	35,000	10.3	40,250	11.8	2,015	2,878	4,029	3.6	9.5		
	7	12	15	-	34	7,206	12,353	15,441	-	21,000	6.2	35,000	10.3	40,250	11.8	2,015	2,878	4,029	3.6	9.5		
	9	9	18	-	36	8,750	8,750	17,500	-	21,000	6.2	35,000	10.3	40,250	11.8	2,015	2,878	4,029	3.6	9.5		
	9	12	15	-	36	8,750	11,667	14,583	-	21,000	6.2	35,000	10.3	40,250	11.8	2,015	2,878	4,029	3.6	9.5		
	12	12	12	-	36	11,667	11,667	11,667	-	21,000	6.2	35,000	10.3	40,250	11.8	2,015	2,878	4,029	3.6	9.5		
	7	12	18	-	37	6,622	11,351	17,027	-	21,000	6.2	35,000	10.3	40,250	11.8	2,015	2,878	4,029	3.6	9.5		
	7	7	24	-	38	6,447	6,447	22,105	-	21,000	6.2	35,000	10.3	40,250	11.8	2,015	2,878	4,029	3.6	9.5		
	9	12	18	-	39	8,077	10,769	16,154	-	21,000	6.2	35,000	10.3	40,250	11.8	2,015	2,878	4,029	3.6	9.5		
	9	15	15	-	39	8,077	13,462	13,462	-	21,000	6.2	35,000	10.3	40,250	11.8	2,015	2,878	4,029	3.6	9.5		
	12	12	15	-	39	10,769	10,769	13,462	-	21,000	6.2	35,000	10.3	40,250	11.8	2,015	2,878	4,029	3.6	9.5		
	7	9	24	-	40	6,125	7,875	21,000	-	21,000	6.2	35,000	10.3	40,250	11.8	2,015	2,878	4,029	3.6	9.5		
	7	15	18	-	40	6,125	13,125	15,750	-	21,000	6.2	35,000	10.3	40,250	11.8	2,015	2,878	4,029	3.6	9.5		
	9	9	24*	-	42	7,500	7,500	20,000	-	21,000	6.2	35,000	10.3	40,250	11.8	2,015	2,878	4,029	3.6	9.5		
	9	15	18	-	42	7,500	12,500	15,000	-	21,000	6.2	35,000	10.3	40,250	11.8	2,015	2,878	4,029	3.6	9.5		
	12	12	18	-	42	10,000	10,000	15,000	-	21,000	6.2	35,000	10.3	40,250	11.8	2,015	2,878	4,029	3.6	9.5		
	12	15	15	-	42	10,000	12,500	12,500	-	21,000	6.2	35,000	10.3	40,250	11.8	2,015	2,878	4,029	3.6	9.5		
7	12	24*	-	43	5,698	9,767	19,535	-	21,000	6.2	35,000	10.3	40,250	11.8	2,015	2,878	4,029	3.6	9.5			
7	18	18	-	43	5,698	14,651	14,651	-	21,000	6.2	35,000	10.3	40,250	11.8	2,015	2,878	4,029	3.6	9.5			
9	12	24*	-	45	7,000	9,333	18,667	-	21,000	6.2	35,000	10.3	40,250	11.8	2,015	2,878	4,029	3.6	9.5			

1. Capacity as rated: 0 ft. above sea level with 25 ft. of refrigerant piping.  
0 ft. level difference between outdoor and indoor units.

2. Heating capacity rating obtained with air entering the indoor unit at: 70°F dry bulb (DB) and 60°F wet bulb (WB) and outdoor ambient conditions of 47°F dry bulb (DB) and 43°F wet bulb (WB).

3. Wiring cable size must comply with the applicable local and national codes.

4. The specification may be subject to change without prior notice for purpose of improvement.

5. At least two indoor units should be connected.  
\*The indoor unit must be non-ducted type.

# COMBINATION TABLES

## LMU36CHV

Table 22: LMU36CHV with Mixed Indoor Units — Rated Heating Combination Table.

Heating Capacity																				
No. of Indoor Units	Indoor Unit Combination (kBtu/h)					Room Capacity (Btu/h)				Total Capacity						Input (W)			COP	HSPF
	IDU 1	IDU 2	IDU 3	IDU 4	Total	Unit 1	Unit 2	Unit 3	Unit 4	Minimum		Rated		Maximum		Min.	Rated	Max.		
										Btu/h	kW	Btu/h	kW	Btu/h	kW					
Mixed Indoor Units																				
Three Units	9	18	18	-	45	7,000	14,000	14,000	-	21,000	6.2	35,000	10.3	40,250	11.8	2,015	2,878	4,029	3.6	9.5
	12	15	18	-	45	9,333	11,667	14,000	-	21,000	6.2	35,000	10.3	40,250	11.8	2,015	2,878	4,029	3.6	9.5
	7	15	24*	-	46	5,326	11,413	18,261	-	21,000	6.2	35,000	10.3	40,250	11.8	2,015	2,878	4,029	3.6	9.5
	9	15	24*	-	48	6,563	10,938	17,500	-	21,000	6.2	35,000	10.3	40,250	11.8	2,015	2,878	4,029	3.6	9.5
	12	12	24*	-	48	8,750	8,750	17,500	-	21,000	6.2	35,000	10.3	40,250	11.8	2,015	2,878	4,029	3.6	9.5
	12	18	18	-	48	8,750	13,125	13,125	-	21,000	6.2	35,000	10.3	40,250	11.8	2,015	2,878	4,029	3.6	9.5
	15	15	18	-	48	10,938	10,938	13,125	-	21,000	6.2	35,000	10.3	40,250	11.8	2,015	2,878	4,029	3.6	9.5
Four Units	7	7	7	9	30	7,486	7,486	7,486	9,625	19,250	5.6	32,083	9.4	38,500	11.3	1,915	2,736	3,830	3.4	9.2
	7	7	9	9	32	7,486	7,486	9,625	9,625	20,533	6.0	34,222	10.0	41,600	12.2	1,951	2,787	3,901	3.6	9.6
	7	7	7	12	33	7,424	7,424	7,424	12,727	21,000	6.2	35,000	10.3	41,600	12.2	1,951	2,787	3,901	3.7	9.9
	7	9	9	9	34	7,206	9,265	9,265	9,265	21,000	6.2	35,000	10.3	41,600	12.2	1,951	2,787	3,901	3.7	9.9
	7	7	9	12	35	7,000	7,000	9,000	12,000	21,000	6.2	35,000	10.3	41,600	12.2	1,951	2,787	3,901	3.7	9.9
	9	9	9	9	36	8,750	8,750	8,750	8,750	21,000	6.2	35,000	10.3	41,600	12.2	1,951	2,787	3,901	3.7	9.9
	7	9	9	12	37	6,622	8,514	8,514	11,351	21,000	6.2	35,000	10.3	41,600	12.2	1,951	2,787	3,901	3.7	9.9
	7	7	9	15	38	6,447	6,447	8,289	13,816	21,000	6.2	35,000	10.3	41,600	12.2	1,951	2,787	3,901	3.7	9.9
	7	7	12	12	38	6,447	6,447	11,053	11,053	21,000	6.2	35,000	10.3	41,600	12.2	1,951	2,787	3,901	3.7	9.9
	7	7	7	18	39	6,282	6,282	6,282	16,154	21,000	6.2	35,000	10.3	41,600	12.2	1,951	2,787	3,901	3.7	9.9
	9	9	9	12	39	8,077	8,077	8,077	10,769	21,000	6.2	35,000	10.3	41,600	12.2	1,951	2,787	3,901	3.7	9.9
	7	9	9	15	40	6,125	7,875	7,875	13,125	21,000	6.2	35,000	10.3	41,600	12.2	1,951	2,787	3,901	3.7	9.9
	7	9	12	12	40	6,125	7,875	10,500	10,500	21,000	6.2	35,000	10.3	41,600	12.2	1,951	2,787	3,901	3.7	9.9
	7	7	9	18	41	5,976	5,976	7,683	15,366	21,000	6.2	35,000	10.3	41,600	12.2	1,951	2,787	3,901	3.7	9.9
	7	7	12	15	41	5,976	5,976	10,244	12,805	21,000	6.2	35,000	10.3	41,600	12.2	1,951	2,787	3,901	3.7	9.9
	9	9	9	15	42	7,500	7,500	7,500	12,500	21,000	6.2	35,000	10.3	41,600	12.2	1,951	2,787	3,901	3.7	9.9
	9	9	12	12	42	7,500	7,500	10,000	10,000	21,000	6.2	35,000	10.3	41,600	12.2	1,951	2,787	3,901	3.7	9.9
	7	9	9	18	43	5,698	7,326	7,326	14,651	21,000	6.2	35,000	10.3	41,600	12.2	1,951	2,787	3,901	3.7	9.9
	7	9	12	15	43	5,698	7,326	9,767	12,209	21,000	6.2	35,000	10.3	41,600	12.2	1,951	2,787	3,901	3.7	9.9
	7	12	12	12	43	5,698	9,767	9,767	9,767	21,000	6.2	35,000	10.3	41,600	12.2	1,951	2,787	3,901	3.7	9.9
	7	7	12	18	44	5,568	5,568	9,545	14,318	21,000	6.2	35,000	10.3	41,600	12.2	1,951	2,787	3,901	3.7	9.9
	7	7	7	24*	45	5,444	5,444	5,444	18,667	21,000	6.2	35,000	10.3	41,600	12.2	1,951	2,787	3,901	3.7	9.9
	9	9	9	18	45	7,000	7,000	7,000	14,000	21,000	6.2	35,000	10.3	41,600	12.2	1,951	2,787	3,901	3.7	9.9
	9	9	12	15	45	7,000	7,000	9,333	11,667	21,000	6.2	35,000	10.3	41,600	12.2	1,951	2,787	3,901	3.7	9.9
	9	12	12	12	45	7,000	9,333	9,333	9,333	21,000	6.2	35,000	10.3	41,600	12.2	1,951	2,787	3,901	3.7	9.9
	7	9	12	18	46	5,326	6,848	9,130	13,696	21,000	6.2	35,000	10.3	41,600	12.2	1,951	2,787	3,901	3.7	9.9
	7	9	15	15	46	5,326	6,848	11,413	11,413	21,000	6.2	35,000	10.3	41,600	12.2	1,951	2,787	3,901	3.7	9.9
7	12	12	15	46	5,326	9,130	9,130	11,413	21,000	6.2	35,000	10.3	41,600	12.2	1,951	2,787	3,901	3.7	9.9	
7	7	9	24*	47	5,213	5,213	6,702	17,872	21,000	6.2	35,000	10.3	41,600	12.2	1,951	2,787	3,901	3.7	9.9	
7	7	15	18	47	5,213	5,213	11,170	13,404	21,000	6.2	35,000	10.3	41,600	12.2	1,951	2,787	3,901	3.7	9.9	
9	9	12	18	48	6,563	6,563	8,750	13,125	21,000	6.2	35,000	10.3	41,600	12.2	1,951	2,787	3,901	3.7	9.9	
9	9	15	15	48	6,563	6,563	10,938	10,938	21,000	6.2	35,000	10.3	41,600	12.2	1,951	2,787	3,901	3.7	9.9	
12	12	12	12	48	8,750	8,750	8,750	8,750	21,000	6.2	35,000	10.3	41,600	12.2	1,951	2,787	3,901	3.7	9.9	

1. Capacity as rated: 0 ft. above sea level with 25 ft. of refrigerant piping. 0 ft. level difference between outdoor and indoor units.  
 2. Heating capacity rating obtained with air entering the indoor unit at 70°F dry bulb (DB) and 60°F wet bulb (WB), and outdoor ambient conditions of 47°F dry bulb (DB) and 43°F wet bulb (WB).  
 3. Wiring cable size must comply with the applicable local and national codes.  
 4. The specification may be subject to change without prior notice for purpose of improvement.  
 5. At least two indoor units should be connected.  
 \*The indoor unit must be non-ducted type.

# COMBINATION TABLES

## LMU480HV

The individual indoor unit capacity can be calculated based on the outdoor unit rated capacity as follows.<sup>1</sup>

$$\text{Individual Indoor Unit Combination Capacity (Qidu [Combi])} = \frac{\text{Outdoor Unit Rated Capacity (Qodu [Rated])}}{\text{Total Connected Indoor Unit Rated Capacity } (\sum \text{Qidu [Rated]})} \times \text{Individual Indoor Unit Rated Capacity (Qidu [Rated])}$$

<sup>1</sup>To calculate the individual IDU capacity based on ODU corrected capacity, replace (Qodu [Rated]) with (Qodu [Corrected]) where (Qodu [Corrected]) is obtained from the capacity tables referencing design conditions.

Table 23: LMU480HV with Non-Ducted Indoor Units — Rated Cooling Combination Table.

Total Indoor Unit Capacity (kBtu/h)	Cooling Capacity										EER	SEER
	Minimum		Rated		Maximum		Input (W)					
	Btu/h	kW	Btu/h	kW	Btu/h	kW	Minimum	Rated	Maximum			
24	14,400	4.22	24,000	7.03	26,400	7.74	968	1,500	1,800	16.0	21.0	
25	15,000	4.40	25,000	7.33	27,500	8.06	1,031	1,598	1,917	15.6	20.9	
26	15,600	4.57	26,000	7.62	28,600	8.38	1,094	1,695	2,034	15.3	20.9	
27	16,200	4.75	27,000	7.91	29,700	8.70	1,156	1,793	2,151	15.1	20.8	
28	16,800	4.92	28,000	8.21	30,800	9.03	1,219	1,890	2,268	14.8	20.8	
29	17,400	5.10	29,000	8.50	31,900	9.35	1,282	1,988	2,385	14.6	20.7	
30	18,000	5.28	30,000	8.79	33,000	9.67	1,345	2,085	2,502	14.4	20.6	
31	18,600	5.45	31,000	9.09	34,100	9.99	1,408	2,183	2,619	14.2	20.6	
32	19,200	5.63	32,000	9.38	35,200	10.32	1,471	2,280	2,736	14.0	20.5	
33	19,800	5.80	33,000	9.67	36,300	10.64	1,534	2,378	2,853	13.9	20.4	
34	20,400	5.98	34,000	9.96	37,400	10.96	1,597	2,475	2,970	13.7	20.4	
35	21,000	6.15	35,000	10.26	38,500	11.28	1,660	2,573	3,087	13.6	20.3	
36	21,600	6.33	36,000	10.55	39,600	11.61	1,723	2,670	3,204	13.5	20.3	
37	22,200	6.51	37,000	10.84	40,700	11.93	1,785	2,768	3,321	13.4	20.2	
38	22,800	6.68	38,000	11.14	41,800	12.25	1,848	2,865	3,438	13.3	20.1	
39	23,400	6.86	39,000	11.43	42,900	12.57	1,911	2,963	3,555	13.2	20.1	
40	24,000	7.03	40,000	11.72	44,000	12.90	1,974	3,060	3,672	13.1	20.0	
41	24,600	7.21	41,000	12.02	45,100	13.22	2,037	3,158	3,789	13.0	19.9	
42	25,200	7.39	42,000	12.31	46,200	13.54	2,100	3,255	3,906	12.9	19.9	
43	25,800	7.56	43,000	12.60	47,300	13.86	2,163	3,353	4,023	12.8	19.8	
44	26,400	7.74	44,000	12.90	48,400	14.19	2,226	3,450	4,140	12.8	19.8	
45	27,000	7.91	45,000	13.19	49,500	14.51	2,289	3,548	4,257	12.7	19.7	
46	27,600	8.09	46,000	13.48	50,600	14.83	2,352	3,645	4,374	12.6	19.6	
47	28,200	8.26	47,000	13.77	51,700	15.15	2,415	3,743	4,491	12.6	19.6	
48	28,800	8.44	48,000	14.07	52,800	15.47	2,477	3,840	4,608	12.5	19.5	
49	28,967	8.49	48,278	14.15	53,106	15.56	2,512	3,894	4,673	12.4	19.3	
50	29,134	8.54	48,556	14.23	53,412	15.65	2,547	3,948	4,738	12.3	19.2	
51	29,301	8.59	48,834	14.31	53,718	15.74	2,582	4,002	4,803	12.2	19.0	
52	29,467	8.64	49,112	14.39	54,024	15.83	2,617	4,056	4,868	12.1	18.9	
53	29,634	8.69	49,390	14.48	54,329	15.92	2,652	4,111	4,933	12.0	18.7	
54	29,801	8.73	49,668	14.56	54,635	16.01	2,687	4,165	4,998	11.9	18.6	
55	29,968	8.78	49,947	14.64	54,941	16.10	2,722	4,219	5,063	11.8	18.5	
56	30,135	8.83	50,225	14.72	55,247	16.19	2,757	4,273	5,128	11.8	18.3	
57	30,302	8.88	50,503	14.80	55,553	16.28	2,792	4,327	5,192	11.7	18.2	
58	30,468	8.93	50,781	14.88	55,859	16.37	2,827	4,381	5,257	11.6	18.1	
59	30,635	8.98	51,059	14.96	56,165	16.46	2,861	4,435	5,322	11.5	18.0	
60	30,802	9.03	51,337	15.05	56,471	16.55	2,896	4,489	5,387	11.4	17.8	
61	30,969	9.08	51,615	15.13	56,776	16.64	2,931	4,544	5,452	11.4	17.7	
62	31,136	9.13	51,893	15.21	57,082	16.73	2,966	4,598	5,517	11.3	17.6	
63	31,303	9.17	52,171	15.29	57,388	16.82	3,001	4,652	5,582	11.2	17.5	
64	31,470	9.22	52,449	15.37	57,694	16.91	3,036	4,706	5,647	11.1	17.4	
65	31,636	9.27	52,727	15.45	58,000	17.00	3,071	4,760	5,712	11.1	17.3	

1. Capacity as rated: 0 ft. above sea level with piping length as main pipe (16.4 ft.) + branch pipe (98.4 ft.) = 115 ft.  
0 ft. level difference between outdoor and indoor units.  
2. Cooling capacity rating obtained with air entering the indoor unit at 80°F dry bulb (DB) and 67°F wet bulb (WB), and outdoor ambient conditions of 95°F dry bulb (DB) and 75°F wet bulb (WB).

3. Wiring cable size must comply with the applicable local and national codes.  
4. The specification may be subject to change without prior notice for purpose of improvement.  
5. Sum of connected indoor units' capacity is 24-65 kBtu/h.  
6. At least two indoor units should be connected.

# COMBINATION TABLES

## LMU480HV

Table 24: LMU480HV with Ducted Indoor Units — Rated Cooling Combination Table.

Total Indoor Unit Capacity (kBtu/h)	Cooling Capacity									EER	SEER
	Minimum		Rated		Maximum		Input (W)				
	Btu/h	kW	Btu/h	kW	Btu/h	kW	Minimum	Rated	Maximum		
24	13,200	3.87	22,000	6.45	24,200	7.09	935	1,450	1,740	15.2	20.0
25	13,750	4.03	22,917	6.72	25,208	7.39	1,006	1,559	1,871	14.7	19.9
26	14,300	4.19	23,833	6.99	26,217	7.68	1,077	1,669	2,002	14.3	19.8
27	14,850	4.35	24,750	7.25	27,225	7.98	1,147	1,778	2,134	13.9	19.7
28	15,400	4.51	25,667	7.52	28,233	8.27	1,218	1,887	2,265	13.6	19.6
29	15,950	4.67	26,583	7.79	29,242	8.57	1,288	1,997	2,396	13.3	19.5
30	16,500	4.84	27,500	8.06	30,250	8.87	1,359	2,106	2,527	13.1	19.4
31	17,050	5.00	28,417	8.33	31,258	9.16	1,429	2,215	2,658	12.8	19.3
32	17,600	5.16	29,333	8.60	32,267	9.46	1,500	2,325	2,790	12.6	19.2
33	18,150	5.32	30,250	8.87	33,275	9.75	1,570	2,434	2,921	12.4	19.1
34	18,700	5.48	31,167	9.13	34,283	10.05	1,641	2,543	3,052	12.3	19.0
35	19,250	5.64	32,083	9.40	35,292	10.34	1,711	2,653	3,183	12.1	18.9
36	19,800	5.80	33,000	9.67	36,300	10.64	1,782	2,762	3,314	11.9	18.8
37	20,350	5.96	33,917	9.94	37,308	10.93	1,852	2,871	3,446	11.8	18.6
38	20,900	6.13	34,833	10.21	38,317	11.23	1,923	2,981	3,577	11.7	18.5
39	21,450	6.29	35,750	10.48	39,325	11.53	1,994	3,090	3,708	11.6	18.4
40	22,000	6.45	36,667	10.75	40,333	11.82	2,064	3,199	3,839	11.5	18.3
41	22,550	6.61	37,583	11.02	41,342	12.12	2,135	3,309	3,970	11.4	18.2
42	23,100	6.77	38,500	11.28	42,350	12.41	2,205	3,418	4,102	11.3	18.1
43	23,650	6.93	39,417	11.55	43,358	12.71	2,276	3,527	4,233	11.2	18.0
44	24,200	7.09	40,333	11.82	44,367	13.00	2,346	3,637	4,364	11.1	17.9
45	24,750	7.25	41,250	12.09	45,375	13.30	2,417	3,746	4,495	11.0	17.8
46	25,300	7.42	42,167	12.36	46,383	13.59	2,487	3,855	4,626	10.9	17.7
47	25,850	7.58	43,083	12.63	47,392	13.89	2,558	3,965	4,758	10.9	17.6
48	26,400	7.74	44,000	12.90	48,400	14.19	2,628	4,074	4,889	10.8	17.5
49	26,553	7.78	44,255	12.97	48,680	14.27	2,665	4,131	4,958	10.7	17.4
50	26,706	7.83	44,510	13.05	48,961	14.35	2,702	4,189	5,027	10.6	17.2
51	26,859	7.87	44,765	13.12	49,241	14.43	2,740	4,246	5,095	10.5	17.1
52	27,012	7.92	45,020	13.19	49,522	14.51	2,777	4,304	5,164	10.5	17.0
53	27,165	7.96	45,275	13.27	49,802	14.60	2,814	4,361	5,233	10.4	16.8
54	27,318	8.01	45,529	13.34	50,082	14.68	2,851	4,418	5,302	10.3	16.7
55	27,471	8.05	45,784	13.42	50,363	14.76	2,888	4,476	5,371	10.2	16.6
56	27,624	8.10	46,039	13.49	50,643	14.84	2,925	4,533	5,440	10.2	16.5
57	27,776	8.14	46,294	13.57	50,924	14.92	2,962	4,591	5,509	10.1	16.3
58	27,929	8.19	46,549	13.64	51,204	15.01	2,999	4,648	5,578	10.0	16.2
59	28,082	8.23	46,804	13.72	51,484	15.09	3,036	4,706	5,647	9.9	16.1
60	28,235	8.28	47,059	13.79	51,765	15.17	3,073	4,763	5,716	9.9	16.0
61	28,388	8.32	47,314	13.87	52,045	15.25	3,110	4,820	5,784	9.8	15.9
62	28,541	8.36	47,569	13.94	52,325	15.34	3,147	4,878	5,853	9.8	15.8
63	28,694	8.41	47,824	14.02	52,606	15.42	3,184	4,935	5,922	9.7	15.7
64	28,847	8.45	48,078	14.09	52,886	15.50	3,221	4,993	5,991	9.6	15.6
65	29,000	8.50	48,333	14.17	53,167	15.58	3,258	5,050	6,060	9.6	15.5

1. Capacity as rated: 0 ft. above sea level with piping length as main pipe (16.4 ft.) + branch pipe (98.4 ft.) = 115 ft.

2. Cooling capacity rating obtained with air entering the indoor unit at 80°F dry bulb (DB) and 67°F wet bulb (WB), and outdoor ambient conditions of 95°F dry bulb (DB) and 75°F wet bulb (WB).

3. Wiring cable size must comply with the applicable local and national codes.

4. The specification may be subject to change without prior notice for purpose of improvement.

5. Sum of connected indoor units' capacity is 24-65 kBtu/h.

6. At least two indoor units should be connected.



# COMBINATION TABLES

## LMU480HV

Table 25: LMU480HV with Mixed Indoor Units — Rated Cooling Combination Table.

Total Indoor Unit Capacity (kBtu/h)	Cooling Capacity									EER	SEER
	Minimum		Rated		Maximum		Input (W)				
	Btu/h	kW	Btu/h	kW	Btu/h	kW	Minimum	Rated	Maximum		
24	13,800	4.04	23,000	6.74	25,300	7.42	952	1,475	1,770	15.6	20.5
25	14,375	4.21	23,958	7.02	26,354	7.72	1,018	1,578	1,894	15.2	20.4
26	14,950	4.38	24,917	7.30	27,408	8.03	1,085	1,682	2,018	14.8	20.3
27	15,525	4.55	25,875	7.58	28,463	8.34	1,152	1,785	2,142	14.5	20.3
28	16,100	4.72	26,833	7.86	29,517	8.65	1,218	1,889	2,266	14.2	20.2
29	16,675	4.89	27,792	8.15	30,571	8.96	1,285	1,992	2,391	14.0	20.1
30	17,250	5.06	28,750	8.43	31,625	9.27	1,352	2,096	2,515	13.7	20.0
31	17,825	5.22	29,708	8.71	32,679	9.58	1,419	2,199	2,639	13.5	19.9
32	18,400	5.39	30,667	8.99	33,733	9.89	1,485	2,302	2,763	13.3	19.8
33	18,975	5.56	31,625	9.27	34,788	10.20	1,552	2,406	2,887	13.1	19.8
34	19,550	5.73	32,583	9.55	35,842	10.50	1,619	2,509	3,011	13.0	19.7
35	20,125	5.90	33,542	9.83	36,896	10.81	1,686	2,613	3,135	12.8	19.6
36	20,700	6.07	34,500	10.11	37,950	11.12	1,752	2,716	3,259	12.7	19.5
37	21,275	6.24	35,458	10.39	39,004	11.43	1,819	2,819	3,383	12.6	19.4
38	21,850	6.40	36,417	10.67	40,058	11.74	1,886	2,923	3,507	12.5	19.3
39	22,425	6.57	37,375	10.95	41,113	12.05	1,952	3,026	3,632	12.4	19.3
40	23,000	6.74	38,333	11.23	42,167	12.36	2,019	3,130	3,756	12.2	19.2
41	23,575	6.91	39,292	11.52	43,221	12.67	2,086	3,233	3,880	12.2	19.1
42	24,150	7.08	40,250	11.80	44,275	12.98	2,153	3,337	4,004	12.1	19.0
43	24,725	7.25	41,208	12.08	45,329	13.29	2,219	3,440	4,128	12.0	18.9
44	25,300	7.42	42,167	12.36	46,383	13.59	2,286	3,543	4,252	11.9	18.8
45	25,875	7.58	43,125	12.64	47,438	13.90	2,353	3,647	4,376	11.8	18.8
46	26,450	7.75	44,083	12.92	48,492	14.21	2,419	3,750	4,500	11.8	18.7
47	27,025	7.92	45,042	13.20	49,546	14.52	2,486	3,854	4,624	11.7	18.6
48	27,600	8.09	46,000	13.48	50,600	14.83	2,553	3,957	4,748	11.6	18.5
49	27,760	8.14	46,266	13.56	50,893	14.92	2,589	4,013	4,815	11.5	18.3
50	27,920	8.18	46,533	13.64	51,186	15.00	2,625	4,069	4,882	11.4	18.2
51	28,080	8.23	46,799	13.72	51,479	15.09	2,661	4,124	4,949	11.3	18.1
52	28,240	8.28	47,066	13.79	51,773	15.17	2,697	4,180	5,016	11.3	17.9
53	28,399	8.32	47,332	13.87	52,066	15.26	2,733	4,236	5,083	11.2	17.8
54	28,559	8.37	47,599	13.95	52,359	15.35	2,769	4,292	5,150	11.1	17.7
55	28,719	8.42	47,865	14.03	52,652	15.43	2,805	4,347	5,217	11.0	17.5
56	28,879	8.46	48,132	14.11	52,945	15.52	2,841	4,403	5,284	10.9	17.4
57	29,039	8.51	48,398	14.18	53,238	15.60	2,877	4,459	5,351	10.9	17.3
58	29,199	8.56	48,665	14.26	53,531	15.69	2,913	4,515	5,418	10.8	17.2
59	29,359	8.60	48,931	14.34	53,825	15.78	2,949	4,570	5,485	10.7	17.0
60	29,519	8.65	49,198	14.42	54,118	15.86	2,985	4,626	5,551	10.6	16.9
61	29,679	8.70	49,464	14.50	54,411	15.95	3,021	4,682	5,618	10.6	16.8
62	29,839	8.75	49,731	14.58	54,704	16.03	3,057	4,738	5,685	10.5	16.7
63	29,998	8.79	49,997	14.65	54,997	16.12	3,093	4,793	5,752	10.4	16.6
64	30,158	8.84	50,264	14.73	55,290	16.20	3,129	4,849	5,819	10.4	16.5
65	30,318	8.89	50,530	14.81	55,583	16.29	3,165	4,905	5,886	10.3	16.4

1. Capacity as rated: 0 ft. above sea level with piping length as main pipe (16.4 ft.) + branch pipe (98.4 ft.) = 115 ft.

2. Cooling capacity rating obtained with air entering the indoor unit at 80°F dry bulb (DB) and 67°F wet bulb (WB), and outdoor ambient conditions of 95°F dry bulb (DB) and 75°F wet bulb (WB).

3. Wiring cable size must comply with the applicable local and national codes.

4. The specification may be subject to change without prior notice for purpose of improvement.

5. Sum of connected indoor units' capacity is 24-65 kBtu/h.

6. At least two indoor units should be connected.

# COMBINATION TABLES

## LMU480HV

Table 26: LMU480HV with Non-Ducted Indoor Units — Rated Heating Combination Table.

Total Indoor Unit Capacity (kBtu/h)	Heating Capacity									COP	HSPF
	Minimum		Rated		Maximum		Input (W)				
	Btu/h	kW	Btu/h	kW	Btu/h	kW	Minimum	Rated	Maximum		
24	15,840	4.64	26,400	7.74	27,720	8.12	1,419	2,200	2,640	3.5	11.0
25	16,500	4.84	27,500	8.06	28,875	8.46	1,476	2,288	2,746	3.5	11.0
26	17,160	5.03	28,600	8.38	30,030	8.80	1,533	2,377	2,852	3.5	10.9
27	17,820	5.22	29,700	8.70	31,185	9.14	1,590	2,465	2,958	3.5	10.9
28	18,480	5.42	30,800	9.03	32,340	9.48	1,647	2,553	3,064	3.5	10.8
29	19,140	5.61	31,900	9.35	33,495	9.82	1,704	2,642	3,170	3.5	10.8
30	19,800	5.80	33,000	9.67	34,650	10.16	1,761	2,730	3,276	3.5	10.8
31	20,460	6.00	34,100	9.99	35,805	10.49	1,818	2,818	3,382	3.5	10.7
32	21,120	6.19	35,200	10.32	36,960	10.83	1,875	2,907	3,488	3.5	10.7
33	21,780	6.38	36,300	10.64	38,115	11.17	1,932	2,995	3,594	3.6	10.6
34	22,440	6.58	37,400	10.96	39,270	11.51	1,989	3,083	3,700	3.6	10.6
35	23,100	6.77	38,500	11.28	40,425	11.85	2,046	3,172	3,806	3.6	10.5
36	23,760	6.96	39,600	11.61	41,580	12.19	2,103	3,260	3,912	3.6	10.5
37	24,420	7.16	40,700	11.93	42,735	12.52	2,160	3,348	4,018	3.6	10.5
38	25,080	7.35	41,800	12.25	43,890	12.86	2,217	3,437	4,124	3.6	10.4
39	25,740	7.54	42,900	12.57	45,045	13.20	2,274	3,525	4,230	3.6	10.4
40	26,400	7.74	44,000	12.90	46,200	13.54	2,331	3,613	4,336	3.6	10.3
41	27,060	7.93	45,100	13.22	47,355	13.88	2,388	3,702	4,442	3.6	10.3
42	27,720	8.12	46,200	13.54	48,510	14.22	2,445	3,790	4,548	3.6	10.3
43	28,380	8.32	47,300	13.86	49,665	14.56	2,502	3,878	4,654	3.6	10.2
44	29,040	8.51	48,400	14.19	50,820	14.89	2,559	3,967	4,760	3.6	10.2
45	29,700	8.70	49,500	14.51	51,975	15.23	2,616	4,055	4,866	3.6	10.1
46	30,360	8.90	50,600	14.83	53,130	15.57	2,673	4,143	4,972	3.6	10.1
47	31,020	9.09	51,700	15.15	54,285	15.91	2,730	4,232	5,078	3.6	10.0
48	32,400	9.50	54,000	15.83	56,700	16.62	2,787	4,320	5,184	3.7	10.0
49	32,588	9.55	54,313	15.92	56,953	16.69	2,819	4,369	5,233	3.6	10.0
50	32,775	9.61	54,626	16.01	57,206	16.77	2,850	4,418	5,282	3.6	9.9
51	32,963	9.66	54,939	16.10	57,459	16.84	2,882	4,466	5,332	3.6	9.8
52	33,151	9.72	55,251	16.19	57,712	16.91	2,913	4,515	5,381	3.6	9.8
53	33,339	9.77	55,564	16.28	57,965	16.99	2,945	4,564	5,430	3.6	9.7
54	33,526	9.83	55,877	16.38	58,218	17.06	2,976	4,613	5,479	3.6	9.7
55	33,714	9.88	56,190	16.47	58,471	17.14	3,008	4,662	5,528	3.5	9.7
56	33,902	9.94	56,503	16.56	58,724	17.21	3,039	4,711	5,577	3.5	9.6
57	34,089	9.99	56,816	16.65	58,976	17.29	3,071	4,759	5,627	3.5	9.6
58	34,277	10.05	57,128	16.74	59,229	17.36	3,102	4,808	5,676	3.5	9.5
59	34,465	10.10	57,441	16.84	59,482	17.43	3,134	4,857	5,725	3.5	9.5
60	34,652	10.16	57,754	16.93	59,735	17.51	3,165	4,906	5,774	3.5	9.4
61	34,840	10.21	58,067	17.02	59,988	17.58	3,197	4,955	5,823	3.4	9.4
62	35,028	10.27	58,380	17.11	60,241	17.66	3,228	5,004	5,872	3.4	9.3
63	35,216	10.32	58,693	17.20	60,494	17.73	3,260	5,052	5,922	3.4	9.3
64	35,403	10.38	59,005	17.29	60,747	17.80	3,291	5,101	5,971	3.4	9.3
65	35,591	10.43	59,318	17.39	61,000	17.88	3,323	5,150	6,020	3.4	9.2

1. Capacity as rated: 0 ft. above sea level with piping length as main pipe (16.4 ft.) + branch pipe (98.4 ft.) = 115 ft.

0 ft. level difference between outdoor and indoor units.

2. Heating capacity rating obtained with air entering the indoor unit at 70°F dry bulb (DB) and 60°F wet bulb (WB) and outdoor ambient conditions of 47°F dry bulb (DB) and 43°F wet bulb (WB).

3. Wiring cable size must comply with the applicable local and national codes.

4. The specification may be subject to change without prior notice for purpose of improvement.

5. Sum of connected indoor units' capacity is 24-65 kBtu/h.

6. At least two indoor units should be connected.

# COMBINATION TABLES

## LMU480HV

Table 27: LMU480HV with Ducted Indoor Units — Rated Heating Combination Table.

Total Indoor Unit Capacity (kBtu/h)	Heating Capacity										COP	HSPF
	Minimum		Rated		Maximum		Input (W)					
	Btu/h	kW	Btu/h	kW	Btu/h	kW	Minimum	Rated	Maximum			
24	14,667	4.30	24,444	7.16	25,667	7.52	1,379	2,138	2,566	3.4	10.7	
25	15,278	4.48	25,463	7.46	26,736	7.84	1,443	2,237	2,684	3.3	10.6	
26	15,889	4.66	26,481	7.76	27,806	8.15	1,507	2,335	2,802	3.3	10.6	
27	16,500	4.84	27,500	8.06	28,875	8.46	1,570	2,434	2,921	3.3	10.5	
28	17,111	5.01	28,519	8.36	29,944	8.78	1,634	2,532	3,039	3.3	10.5	
29	17,722	5.19	29,537	8.66	31,014	9.09	1,697	2,631	3,157	3.3	10.5	
30	18,333	5.37	30,556	8.96	32,083	9.40	1,761	2,730	3,275	3.3	10.4	
31	18,944	5.55	31,574	9.25	33,153	9.72	1,825	2,828	3,394	3.3	10.4	
32	19,556	5.73	32,593	9.55	34,222	10.03	1,888	2,927	3,512	3.3	10.3	
33	20,167	5.91	33,611	9.85	35,292	10.34	1,952	3,025	3,630	3.3	10.3	
34	20,778	6.09	34,630	10.15	36,361	10.66	2,015	3,124	3,749	3.2	10.3	
35	21,389	6.27	35,648	10.45	37,431	10.97	2,079	3,222	3,867	3.2	10.2	
36	22,000	6.45	36,667	10.75	38,500	11.28	2,143	3,321	3,985	3.2	10.2	
37	22,611	6.63	37,685	11.04	39,569	11.60	2,206	3,420	4,104	3.2	10.1	
38	23,222	6.81	38,704	11.34	40,639	11.91	2,270	3,518	4,222	3.2	10.1	
39	23,833	6.99	39,722	11.64	41,708	12.22	2,333	3,617	4,340	3.2	10.1	
40	24,444	7.16	40,741	11.94	42,778	12.54	2,397	3,715	4,458	3.2	10.0	
41	25,056	7.34	41,759	12.24	43,847	12.85	2,461	3,814	4,577	3.2	10.0	
42	25,667	7.52	42,778	12.54	44,917	13.16	2,524	3,913	4,695	3.2	9.9	
43	26,278	7.70	43,796	12.84	45,986	13.48	2,588	4,011	4,813	3.2	9.9	
44	26,889	7.88	44,815	13.13	47,056	13.79	2,651	4,110	4,932	3.2	9.9	
45	27,500	8.06	45,833	13.43	48,125	14.10	2,715	4,208	5,050	3.2	9.8	
46	28,111	8.24	46,852	13.73	49,194	14.42	2,779	4,307	5,168	3.2	9.8	
47	28,722	8.42	47,870	14.03	50,264	14.73	2,842	4,405	5,287	3.2	9.7	
48	30,000	8.79	50,000	14.65	52,500	15.39	2,906	4,504	5,405	3.3	9.7	
49	30,174	8.84	50,290	14.74	52,804	15.48	2,939	4,555	5,450	3.2	9.7	
50	30,348	8.89	50,579	14.82	53,108	15.57	2,971	4,606	5,496	3.2	9.7	
51	30,521	8.95	50,869	14.91	53,412	15.65	3,004	4,657	5,542	3.2	9.6	
52	30,695	9.00	51,159	14.99	53,717	15.74	3,037	4,708	5,587	3.2	9.6	
53	30,869	9.05	51,448	15.08	54,021	15.83	3,070	4,759	5,633	3.2	9.5	
54	31,043	9.10	51,738	15.16	54,325	15.92	3,103	4,809	5,678	3.2	9.5	
55	31,217	9.15	52,028	15.25	54,629	16.01	3,136	4,860	5,724	3.1	9.5	
56	31,390	9.20	52,317	15.33	54,933	16.10	3,169	4,911	5,770	3.1	9.4	
57	31,564	9.25	52,607	15.42	55,237	16.19	3,201	4,962	5,815	3.1	9.4	
58	31,738	9.30	52,897	15.50	55,541	16.28	3,234	5,013	5,861	3.1	9.3	
59	31,912	9.35	53,186	15.59	55,846	16.37	3,267	5,064	5,906	3.1	9.3	
60	32,086	9.40	53,476	15.67	56,150	16.46	3,300	5,115	5,952	3.1	9.2	
61	32,259	9.45	53,766	15.76	56,454	16.55	3,333	5,166	5,998	3.1	9.2	
62	32,433	9.51	54,055	15.84	56,758	16.63	3,366	5,217	6,043	3.0	9.1	
63	32,607	9.56	54,345	15.93	57,062	16.72	3,398	5,268	6,089	3.0	9.1	
64	32,781	9.61	54,635	16.01	57,366	16.81	3,431	5,318	6,134	3.0	9.1	
65	32,955	9.66	54,924	16.10	57,670	16.90	3,464	5,369	6,180	3.0	9.0	

1. Capacity as rated: 0 ft. above sea level with piping length as main pipe (16.4 ft.) + branch pipe (98.4 ft.) = 115 ft.  
0 ft. level difference between outdoor and indoor units.  
2. Heating capacity rating obtained with air entering the indoor unit at 70°F dry bulb (DB) and 60°F wet bulb (WB), and outdoor ambient conditions of 47°F dry bulb (DB) and 43°F wet bulb (WB).

3. Wiring cable size must comply with the applicable local and national codes.  
4. The specification may be subject to change without prior notice for purpose of improvement.  
5. Sum of connected indoor units' capacity is 24-65 kBtu/h.  
6. At least two indoor units should be connected.

# COMBINATION TABLES

## LMU480HV

Table 28: LMU480HV with Mixed Indoor Units — Rated Heating Combination Table.

Total Indoor Unit Capacity (kBtu/h)	Heating Capacity										COP	HSPF
	Minimum		Rated		Maximum		Input (W)					
	Btu/h	kW	Btu/h	kW	Btu/h	kW	Minimum	Rated	Maximum			
24	15,253	4.47	25,422	7.45	26,693	7.82	1,399	2,169	2,603	3.4	10.8	
25	15,889	4.66	26,481	7.76	27,806	8.15	1,460	2,262	2,715	3.4	10.8	
26	16,524	4.84	27,541	8.07	28,918	8.48	1,520	2,356	2,827	3.4	10.8	
27	17,160	5.03	28,600	8.38	30,030	8.80	1,580	2,449	2,939	3.4	10.7	
28	17,796	5.22	29,659	8.69	31,142	9.13	1,641	2,543	3,051	3.4	10.7	
29	18,431	5.40	30,719	9.00	32,254	9.45	1,701	2,636	3,164	3.4	10.6	
30	19,067	5.59	31,778	9.31	33,367	9.78	1,761	2,730	3,276	3.4	10.6	
31	19,702	5.77	32,837	9.62	34,479	10.11	1,821	2,823	3,388	3.4	10.5	
32	20,338	5.96	33,896	9.93	35,591	10.43	1,882	2,917	3,500	3.4	10.5	
33	20,973	6.15	34,956	10.24	36,703	10.76	1,942	3,010	3,612	3.4	10.5	
34	21,609	6.33	36,015	10.56	37,816	11.08	2,002	3,104	3,724	3.4	10.4	
35	22,244	6.52	37,074	10.87	38,928	11.41	2,063	3,197	3,836	3.4	10.4	
36	22,880	6.71	38,133	11.18	40,040	11.74	2,123	3,291	3,949	3.4	10.3	
37	23,516	6.89	39,193	11.49	41,152	12.06	2,183	3,384	4,061	3.4	10.3	
38	24,151	7.08	40,252	11.80	42,264	12.39	2,243	3,477	4,173	3.4	10.3	
39	24,787	7.26	41,311	12.11	43,377	12.71	2,304	3,571	4,285	3.4	10.2	
40	25,422	7.45	42,370	12.42	44,489	13.04	2,364	3,664	4,397	3.4	10.2	
41	26,058	7.64	43,430	12.73	45,601	13.36	2,424	3,758	4,509	3.4	10.1	
42	26,693	7.82	44,489	13.04	46,713	13.69	2,485	3,851	4,622	3.4	10.1	
43	27,329	8.01	45,548	13.35	47,826	14.02	2,545	3,945	4,734	3.4	10.1	
44	27,964	8.20	46,607	13.66	48,938	14.34	2,605	4,038	4,846	3.4	10.0	
45	28,600	8.38	47,667	13.97	50,050	14.67	2,666	4,132	4,958	3.4	10.0	
46	29,236	8.57	48,726	14.28	51,162	14.99	2,726	4,225	5,070	3.4	9.9	
47	29,871	8.75	49,785	14.59	52,274	15.32	2,786	4,319	5,182	3.4	9.9	
48	31,200	9.14	52,000	15.24	54,600	16.00	2,846	4,412	5,294	3.5	9.9	
49	31,381	9.20	52,301	15.33	54,879	16.08	2,879	4,462	5,342	3.4	9.9	
50	31,561	9.25	52,602	15.42	55,157	16.17	2,911	4,512	5,389	3.4	9.8	
51	31,742	9.30	52,904	15.51	55,436	16.25	2,943	4,562	5,437	3.4	9.7	
52	31,923	9.36	53,205	15.59	55,714	16.33	2,975	4,611	5,484	3.4	9.7	
53	32,104	9.41	53,506	15.68	55,993	16.41	3,007	4,661	5,531	3.4	9.6	
54	32,284	9.46	53,807	15.77	56,271	16.49	3,039	4,711	5,579	3.3	9.6	
55	32,465	9.52	54,109	15.86	56,550	16.57	3,072	4,761	5,626	3.3	9.6	
56	32,646	9.57	54,410	15.95	56,828	16.66	3,104	4,811	5,674	3.3	9.5	
57	32,827	9.62	54,711	16.03	57,107	16.74	3,136	4,861	5,721	3.3	9.5	
58	33,007	9.67	55,012	16.12	57,385	16.82	3,168	4,911	5,768	3.3	9.4	
59	33,188	9.73	55,314	16.21	57,664	16.90	3,200	4,960	5,816	3.3	9.4	
60	33,369	9.78	55,615	16.30	57,943	16.98	3,232	5,010	5,863	3.3	9.3	
61	33,550	9.83	55,916	16.39	58,221	17.06	3,265	5,060	5,910	3.2	9.3	
62	33,730	9.89	56,217	16.48	58,500	17.15	3,297	5,110	5,958	3.2	9.2	
63	33,911	9.94	56,519	16.56	58,778	17.23	3,329	5,160	6,005	3.2	9.2	
64	34,092	9.99	56,820	16.65	59,057	17.31	3,361	5,210	6,053	3.2	9.2	
65	34,273	10.04	57,121	16.74	59,335	17.39	3,393	5,260	6,100	3.2	9.1	

1. Capacity as rated: 0 ft. above sea level with piping length as main pipe (16.4 ft.) + branch pipe (98.4 ft.) = 115 ft.  
0 ft. level difference between outdoor and indoor units.  
2. Heating capacity rating obtained with air entering the indoor unit at 70°F dry bulb (DB) and 60°F wet bulb (WB), and outdoor ambient conditions of 47°F dry bulb (DB) and 43°F wet bulb (WB).

3. Wiring cable size must comply with the applicable local and national codes.  
4. The specification may be subject to change without prior notice for purpose of improvement.  
5. Sum of connected indoor units' capacity is 24-65 kBtu/h.  
6. At least two indoor units should be connected.

# COMBINATION TABLES

## LMU540HV

The individual indoor unit capacity can be calculated based on the outdoor unit rated capacity as follows.<sup>1</sup>

$$\text{Individual Indoor Unit Combination Capacity (Qidu [Combi])} = \frac{\text{Outdoor Unit Rated Capacity (Qodu [Rated])}}{\text{Total Connected Indoor Unit Rated Capacity } (\sum \text{Qidu [Rated]})} \times \text{Individual Indoor Unit Rated Capacity (Qidu [Rated])}$$

<sup>1</sup>To calculate the individual IDU capacity based on ODU corrected capacity, replace (Qodu [Rated]) with (Qodu [Corrected]) where (Qodu [Corrected]) is obtained from the capacity tables referencing design conditions.

Table 29: LMU540HV with Non-Ducted Indoor Units — Rated Cooling Combination Table.

Total Indoor Unit Capacity (kBtu/h)	Cooling Capacity									EER	SEER
	Minimum		Rated		Maximum		Input (W)				
	Btu/h	kW	Btu/h	kW	Btu/h	kW	Minimum	Rated	Maximum		
24	14,000	4.10	23,333	6.84	25,813	7.57	1,000	1,550	2,336	15.10	19.6
25	14,583	4.27	24,306	7.12	26,889	7.88	1,168	1,668	2,433	14.60	19.5
26	15,167	4.45	25,278	7.41	27,964	8.20	1,251	1,786	2,530	14.10	19.5
27	15,750	4.62	26,250	7.69	29,040	8.51	1,333	1,905	2,628	13.80	19.4
28	16,333	4.79	27,222	7.98	30,116	8.83	1,517	2,023	2,725	13.50	19.4
29	16,917	4.96	28,194	8.26	31,191	9.14	1,606	2,141	2,822	13.20	19.4
30	17,500	5.13	29,167	8.55	32,267	9.46	1,695	2,259	2,919	12.90	19.3
31	18,083	5.30	30,139	8.83	33,342	9.77	1,855	2,378	3,017	12.70	19.3
32	18,667	5.47	31,111	9.12	34,418	10.09	1,947	2,496	3,114	12.50	19.3
33	19,250	5.64	32,083	9.40	35,493	10.40	2,039	2,614	3,211	12.30	19.2
34	19,833	5.81	33,056	9.69	36,569	10.72	2,131	2,732	3,309	12.10	19.2
35	20,417	5.98	34,028	9.97	37,644	11.03	2,280	2,851	3,406	11.90	19.1
36	21,000	6.15	35,000	10.26	38,720	11.35	2,375	2,969	3,503	11.80	19.1
37	21,583	6.33	35,972	10.54	39,796	11.66	2,470	3,087	3,601	11.70	19.1
38	22,167	6.50	36,944	10.83	40,871	11.98	2,564	3,205	3,698	11.50	19.0
39	22,750	6.67	37,917	11.11	41,947	12.29	2,659	3,324	3,795	11.40	19.0
40	23,333	6.84	38,889	11.40	43,022	12.61	2,753	3,442	3,893	11.30	18.9
41	23,917	7.01	39,861	11.68	44,098	12.92	2,848	3,560	3,990	11.20	18.9
42	24,500	7.18	40,833	11.97	45,173	13.24	2,943	3,678	4,087	11.10	18.9
43	25,083	7.35	41,806	12.25	46,249	13.55	3,037	3,796	4,185	11.00	18.8
44	25,667	7.52	42,778	12.54	47,324	13.87	3,132	3,915	4,282	10.90	18.8
45	26,250	7.69	43,750	12.82	48,400	14.19	3,226	4,033	4,379	10.80	18.7
46	26,833	7.86	44,722	13.11	49,476	14.50	3,321	4,151	4,476	10.80	18.7
47	27,417	8.04	45,694	13.39	50,551	14.82	3,415	4,269	4,574	10.70	18.7
48	28,000	8.21	46,667	13.68	51,627	15.13	3,510	4,388	4,671	10.60	18.6
49	28,583	8.38	47,639	13.96	52,702	15.45	3,605	4,506	4,768	10.60	18.6
50	29,167	8.55	48,611	14.25	53,778	15.76	3,699	4,624	4,866	10.50	18.6
51	29,750	8.72	49,583	14.53	54,853	16.08	3,794	4,742	4,963	10.50	18.5
52	30,333	8.89	50,556	14.82	55,929	16.39	3,888	4,861	5,060	10.40	18.5
53	30,917	9.06	51,528	15.10	57,004	16.71	3,983	4,979	5,158	10.30	18.4
54	31,500	9.23	52,500	15.39	58,080	17.02	4,078	5,097	5,255	10.30	18.4
55	31,892	9.35	52,666	15.44	58,349	17.10	4,102	5,128	5,287	10.30	18.3
56	32,285	9.46	52,832	15.48	58,619	17.18	4,127	5,159	5,319	10.20	18.2
57	32,677	9.58	52,997	15.53	58,888	17.26	4,152	5,190	5,351	10.20	18.1
58	33,069	9.69	53,163	15.58	59,158	17.34	4,176	5,221	5,382	10.20	18.0
59	33,462	9.81	53,329	15.63	59,427	17.42	4,201	5,252	5,414	10.20	17.9
60	33,854	9.92	53,495	15.68	59,697	17.50	4,226	5,282	5,446	10.10	17.8
61	34,247	10.04	53,661	15.73	59,966	17.58	4,251	5,313	5,478	10.10	17.7
62	34,639	10.15	53,826	15.78	60,236	17.65	4,275	5,344	5,510	10.10	17.6
63	35,031	10.27	53,992	15.82	60,505	17.73	4,300	5,375	5,542	10.00	17.5
64	35,424	10.38	54,158	15.87	60,775	17.81	4,325	5,406	5,573	10.00	17.4
65	35,816	10.50	54,324	15.92	61,044	17.89	4,350	5,437	5,605	10.00	17.3
66	36,208	10.61	54,489	15.97	61,314	17.97	4,374	5,468	5,637	10.00	17.2
67	36,601	10.73	54,655	16.02	61,583	18.05	4,399	5,499	5,669	9.90	17.1
68	36,993	10.84	54,821	16.07	61,853	18.13	4,424	5,530	5,701	9.90	17.0
69	37,386	10.96	54,987	16.12	62,122	18.21	4,448	5,561	5,733	9.90	16.9
70	37,778	11.07	55,153	16.16	62,392	18.29	4,473	5,591	5,764	9.90	16.9
71	38,170	11.19	55,318	16.21	62,661	18.36	4,498	5,622	5,796	9.80	16.8
72	38,563	11.30	55,484	16.26	62,931	18.44	4,523	5,653	5,828	9.80	16.7
73	38,955	11.42	55,650	16.31	63,200	18.52	4,547	5,684	5,860	9.80	16.6

1. Capacity as rated: 0 ft. above sea level with piping length as main pipe (16.4 ft.) + branch pipe (98.4 ft.) = 115 ft.

0 ft. level difference between outdoor and indoor units.

2. Cooling capacity rating obtained with air entering the indoor unit at 80°F dry bulb (DB) and 67°F wet bulb (WB), and outdoor ambient conditions of 95°F dry bulb (DB) and 75°F wet bulb (WB).

3. Wiring cable size must comply with the applicable local and national codes.

4. The specification may be subject to change without prior notice for purpose of improvement.

5. Sum of connected indoor units' capacity is 24-73 kBtu/h.

6. At least two indoor units should be connected.

# COMBINATION TABLES

## LMU540HV

Table 30: LMU540HV with Ducted Indoor Units — Rated Cooling Combination Table.

Total Indoor Unit Capacity (kBtu/h)	Cooling Capacity									EER	SEER
	Minimum		Rated		Maximum		Input (W)				
	Btu/h	kW	Btu/h	kW	Btu/h	kW	Minimum	Rated	Maximum		
24	13,989	4.10	23,314	6.83	25,646	7.52	1,000	1,550	2,337	15.0	18.3
25	14,571	4.27	24,286	7.12	26,714	7.83	1,076	1,668	2,434	14.6	18.2
26	15,154	4.44	25,257	7.40	27,783	8.14	1,153	1,787	2,532	14.1	18.1
27	15,737	4.61	26,229	7.69	28,851	8.46	1,229	1,905	2,629	13.8	18.1
28	16,320	4.78	27,200	7.97	29,920	8.77	1,305	2,023	2,726	13.4	18.0
29	16,903	4.95	28,171	8.26	30,989	9.08	1,382	2,142	2,824	13.2	17.9
30	17,486	5.12	29,143	8.54	32,057	9.40	1,458	2,260	2,921	12.9	17.8
31	18,069	5.30	30,114	8.83	33,126	9.71	1,534	2,378	3,019	12.7	17.7
32	18,651	5.47	31,086	9.11	34,194	10.02	1,611	2,497	3,116	12.5	17.6
33	19,234	5.64	32,057	9.40	35,263	10.33	1,687	2,615	3,213	12.3	17.6
34	19,817	5.81	33,029	9.68	36,331	10.65	1,763	2,733	3,311	12.1	17.5
35	20,400	5.98	34,000	9.96	37,400	10.96	1,840	2,852	3,408	11.9	17.4
36	20,983	6.15	34,971	10.25	38,469	11.27	1,916	2,970	3,505	11.8	17.3
37	21,566	6.32	35,943	10.53	39,537	11.59	1,992	3,088	3,603	11.6	17.2
38	22,149	6.49	36,914	10.82	40,606	11.90	2,069	3,207	3,700	11.5	17.1
39	22,731	6.66	37,886	11.10	41,674	12.21	2,145	3,325	3,798	11.4	17.1
40	23,314	6.83	38,857	11.39	42,743	12.53	2,222	3,443	3,895	11.3	17.0
41	23,897	7.00	39,829	11.67	43,811	12.84	2,298	3,562	3,992	11.2	16.9
42	24,480	7.17	40,800	11.96	44,880	13.15	2,374	3,680	4,090	11.1	16.8
43	25,063	7.35	41,771	12.24	45,949	13.47	2,451	3,798	4,187	11.0	16.7
44	25,646	7.52	42,743	12.53	47,017	13.78	2,527	3,917	4,284	10.9	16.6
45	26,229	7.69	43,714	12.81	48,086	14.09	2,603	4,035	4,382	10.8	16.6
46	26,811	7.86	44,686	13.10	49,154	14.41	2,680	4,153	4,479	10.8	16.5
47	27,394	8.03	45,657	13.38	50,223	14.72	2,756	4,272	4,576	10.7	16.4
48	27,977	8.20	46,629	13.67	51,291	15.03	2,832	4,390	4,674	10.6	16.3
49	28,560	8.37	47,600	13.95	52,360	15.35	2,909	4,508	4,771	10.6	16.2
50	29,143	8.54	48,571	14.24	53,429	15.66	2,985	4,627	4,869	10.5	16.1
51	29,726	8.71	49,543	14.52	54,497	15.97	3,061	4,745	4,966	10.4	16.1
52	30,309	8.88	50,514	14.80	55,566	16.29	3,138	4,863	5,063	10.4	16.0
53	30,892	8.93	50,757	14.88	55,833	16.36	3,214	4,982	5,161	10.2	15.9
54	30,600	8.97	51,000	14.95	56,100	16.44	3,290	5,100	5,258	10.0	15.8
55	30,697	9.00	51,161	14.99	56,474	16.55	3,310	5,131	5,290	10.0	15.8
56	30,793	9.02	51,322	15.04	56,847	16.66	3,330	5,161	5,321	9.9	15.8
57	30,890	9.05	51,483	15.09	57,221	16.77	3,350	5,192	5,353	9.9	15.8
58	30,987	9.08	51,644	15.14	57,595	16.88	3,370	5,223	5,385	9.9	15.8
59	31,083	9.11	51,805	15.18	57,968	16.99	3,389	5,254	5,416	9.9	15.8
60	31,180	9.14	51,966	15.23	58,342	17.10	3,409	5,284	5,448	9.8	15.8
61	31,276	9.17	52,127	15.28	58,716	17.21	3,429	5,315	5,480	9.8	15.8
62	31,373	9.19	52,288	15.32	59,089	17.32	3,449	5,346	5,512	9.8	15.8
63	31,470	9.22	52,449	15.37	59,463	17.43	3,469	5,377	5,543	9.8	15.8
64	31,566	9.25	52,611	15.42	59,837	17.54	3,489	5,407	5,575	9.7	15.8
65	31,663	9.28	52,772	15.47	60,211	17.65	3,508	5,438	5,607	9.7	15.8
66	31,760	9.31	52,933	15.51	60,584	17.76	3,528	5,469	5,638	9.7	15.8
67	31,856	9.34	53,094	15.56	60,958	17.87	3,548	5,500	5,670	9.7	15.8
68	31,953	9.36	53,255	15.61	61,332	17.98	3,568	5,530	5,702	9.6	15.8
69	32,049	9.39	53,416	15.66	61,705	18.08	3,588	5,561	5,733	9.6	15.8
70	32,146	9.42	53,577	15.70	62,079	18.19	3,608	5,592	5,765	9.6	15.8
71	32,243	9.45	53,738	15.75	62,453	18.30	3,627	5,623	5,797	9.6	15.8
72	32,339	9.48	53,899	15.79	62,826	18.41	3,647	5,653	5,828	9.5	15.8
73	32,436	9.51	54,060	15.84	63,200	18.52	3,667	5,684	5,860	9.5	15.8

1. Capacity as rated: 0 ft. above sea level with piping length as main pipe (16.4 ft.) + branch pipe (98.4 ft.) = 115 ft.  
0 ft. level difference between outdoor and indoor units.  
2. Cooling capacity rating obtained with air entering the indoor unit at 80°F dry bulb (DB) and 67°F wet bulb (WB), and outdoor ambient conditions of 95°F dry bulb (DB) and 75°F wet bulb (WB).

3. Wiring cable size must comply with the applicable local and national codes.  
4. The specification may be subject to change without prior notice for purpose of improvement.  
5. Sum of connected indoor units' capacity is 24-73 kBtu/h.  
6. At least two indoor units should be connected.

# COMBINATION TABLES

## LMU540HV

Table 31: LMU540HV with Non-Ducted Indoor Units — Rated Heating Combination Table.

Total Indoor Unit Capacity (kBtu/h)	Heating Capacity										COP	HSPF
	Minimum		Rated		Maximum		Input (W)					
	Btu/h	kW	Btu/h	kW	Btu/h	kW	Minimum	Rated	Maximum			
24	16,272	4.77	27,120	7.95	28,476	8.35	1,394	2,161	2,474	3.7	10.3	
25	16,950	4.97	28,250	8.28	29,663	8.69	1,464	2,269	2,578	3.6	10.2	
26	17,628	5.17	29,380	8.61	30,849	9.04	1,534	2,377	2,681	3.6	10.2	
27	18,306	5.37	30,510	8.94	32,036	9.39	1,603	2,485	2,784	3.6	10.1	
28	18,984	5.56	31,640	9.27	33,222	9.74	1,673	2,593	2,887	3.6	10.1	
29	19,662	5.76	32,770	9.60	34,409	10.08	1,742	2,701	2,990	3.6	10.0	
30	20,340	5.96	33,900	9.94	35,595	10.43	1,812	2,809	3,093	3.5	10.0	
31	21,018	6.16	35,030	10.27	36,782	10.78	1,882	2,917	3,196	3.5	9.9	
32	21,696	6.36	36,160	10.60	37,968	11.13	1,951	3,025	3,299	3.5	9.9	
33	22,374	6.56	37,290	10.93	39,155	11.48	2,021	3,133	3,402	3.5	9.8	
34	23,052	6.76	38,420	11.26	40,341	11.82	2,091	3,241	3,505	3.5	9.8	
35	23,730	6.95	39,550	11.59	41,528	12.17	2,160	3,349	3,609	3.5	9.7	
36	24,408	7.15	40,680	11.92	42,714	12.52	2,230	3,457	3,712	3.4	9.7	
37	25,086	7.35	41,810	12.25	43,901	12.87	2,300	3,565	3,815	3.4	9.6	
38	25,764	7.55	42,940	12.58	45,087	13.21	2,369	3,673	3,918	3.4	9.6	
39	26,442	7.75	44,070	12.92	46,274	13.56	2,439	3,781	4,021	3.4	9.5	
40	27,120	7.95	45,200	13.25	47,460	13.91	2,509	3,888	4,124	3.4	9.4	
41	27,798	8.15	46,330	13.58	48,647	14.26	2,578	3,996	4,227	3.4	9.4	
42	28,476	8.35	47,460	13.91	49,833	14.61	2,648	4,104	4,330	3.4	9.3	
43	29,154	8.54	48,590	14.24	51,020	14.95	2,718	4,212	4,433	3.4	9.3	
44	29,832	8.74	49,720	14.57	52,206	15.30	2,787	4,320	4,536	3.4	9.2	
45	30,510	8.94	50,850	14.90	53,393	15.65	2,857	4,428	4,640	3.4	9.2	
46	31,188	9.14	51,980	15.23	54,579	16.00	2,927	4,536	4,743	3.4	9.1	
47	31,866	9.34	53,110	15.57	55,766	16.34	2,996	4,644	4,846	3.4	9.1	
48	32,544	9.54	54,240	15.90	56,952	16.69	3,066	4,752	4,949	3.3	9.0	
49	32,920	9.65	54,867	16.08	57,610	16.88	3,136	4,860	5,052	3.3	9.0	
50	33,296	9.76	55,493	16.26	58,268	17.08	3,205	4,968	5,155	3.3	8.9	
51	33,672	9.87	56,120	16.45	58,926	17.27	3,275	5,076	5,258	3.2	8.9	
52	34,048	9.98	56,747	16.63	59,584	17.46	3,345	5,184	5,361	3.2	8.8	
53	34,424	10.09	57,373	16.82	60,242	17.66	3,414	5,292	5,464	3.2	8.8	
54	34,800	10.20	58,000	17.00	60,900	17.85	3,484	5,400	5,567	3.1	8.7	
55	34,910	10.23	58,183	17.05	61,063	17.90	3,504	5,432	5,600	3.1	8.7	
56	35,020	10.26	58,366	17.11	61,226	17.94	3,525	5,464	5,633	3.1	8.7	
57	35,130	10.30	58,549	17.16	61,389	17.99	3,545	5,495	5,666	3.1	8.7	
58	35,240	10.33	58,733	17.21	61,553	18.04	3,566	5,527	5,698	3.1	8.7	
59	35,349	10.36	58,916	17.27	61,716	18.09	3,586	5,559	5,731	3.1	8.7	
60	35,459	10.39	59,099	17.32	61,879	18.14	3,607	5,591	5,764	3.1	8.7	
61	35,569	10.42	59,282	17.37	62,042	18.18	3,627	5,623	5,797	3.1	8.7	
62	35,679	10.46	59,465	17.43	62,205	18.23	3,648	5,654	5,830	3.1	8.7	
63	35,789	10.49	59,648	17.48	62,368	18.28	3,668	5,686	5,862	3.1	8.7	
64	35,899	10.52	59,832	17.54	62,532	18.33	3,689	5,718	5,895	3.1	8.7	
65	36,009	10.55	60,015	17.59	62,695	18.37	3,709	5,750	5,928	3.1	8.7	
66	36,119	11.72	60,198	17.64	62,858	18.42	3,730	5,781	5,961	3.1	8.7	
67	36,229	11.85	60,381	17.70	63,021	18.47	3,750	5,813	5,993	3.0	8.7	
68	36,339	11.98	60,564	17.75	63,184	18.52	3,771	5,845	6,026	3.0	8.7	
69	36,448	12.10	60,747	17.80	63,347	18.57	3,792	5,877	6,059	3.0	8.7	
70	36,558	12.23	60,931	17.86	63,511	18.61	3,812	5,909	6,092	3.0	8.7	
71	36,668	12.36	61,114	17.91	63,674	18.66	3,833	5,940	6,124	3.0	8.7	
72	36,778	12.49	61,297	17.97	63,837	18.71	3,853	5,972	6,157	3.0	8.7	
73	36,888	12.61	61,480	18.02	64,000	18.76	3,874	6,004	6,190	3.0	8.7	

1. Capacity as rated: 0 ft. above sea level with piping length as main pipe (16.4 ft.) + branch pipe (98.4 ft.) = 115 ft.  
0 ft. level difference between outdoor and indoor units.  
2. Heating capacity rating obtained with air entering the indoor unit at 70°F dry bulb (DB) and 60°F wet bulb (WB), and outdoor ambient conditions of 47°F dry bulb (DB) and 43°F wet bulb (WB).

3. Wiring cable size must comply with the applicable local and national codes.  
4. The specification may be subject to change without prior notice for purpose of improvement.  
5. Sum of connected indoor units' capacity is 24-73 kBtu/h.  
6. At least two indoor units should be connected.



# COMBINATION TABLES

## LMU540HV

Table 32: LMU540HV with Mixed Indoor Units — Rated Cooling Combination Table.

Total Indoor Unit Capacity (kBtu/h)	Cooling Capacity									EER	SEER
	Minimum		Rated		Maximum		Input (W)				
	Btu/h	kW	Btu/h	kW	Btu/h	kW	Minimum	Rated	Maximum		
24	14,194	4.16	23,657	6.93	26,023	7.63	1,000	1,550	2,337	15.3	19.0
25	14,786	4.33	24,643	7.22	27,107	7.94	1,076	1,668	2,434	14.8	18.9
26	15,377	4.51	25,629	7.51	28,191	8.26	1,153	1,787	2,531	14.3	18.8
27	15,969	4.68	26,614	7.80	29,276	8.58	1,229	1,905	2,629	14.0	18.8
28	16,560	4.85	27,600	8.09	30,360	8.90	1,305	2,023	2,726	13.6	18.7
29	17,151	5.03	28,586	8.38	31,444	9.22	1,382	2,141	2,823	13.3	18.6
30	17,743	5.20	29,571	8.67	32,529	9.53	1,458	2,260	2,920	13.1	18.6
31	18,334	5.37	30,557	8.96	33,613	9.85	1,534	2,378	3,018	12.9	18.5
32	18,926	5.55	31,543	9.24	34,697	10.17	1,610	2,496	3,115	12.6	18.5
33	19,517	5.72	32,529	9.53	35,781	10.49	1,687	2,615	3,212	12.4	18.4
34	20,109	5.89	33,514	9.82	36,866	10.80	1,763	2,733	3,310	12.3	18.3
35	20,700	6.07	34,500	10.11	37,950	11.12	1,839	2,851	3,407	12.1	18.3
36	21,291	6.24	35,486	10.40	39,034	11.44	1,916	2,969	3,504	12.0	18.2
37	21,883	6.41	36,471	10.69	40,119	11.76	1,992	3,088	3,602	11.8	18.1
38	22,474	6.59	37,457	10.98	41,203	12.08	2,068	3,206	3,699	11.7	18.1
39	23,066	6.76	38,443	11.27	42,287	12.39	2,145	3,324	3,797	11.6	18.0
40	23,657	6.93	39,429	11.56	43,371	12.71	2,221	3,443	3,894	11.5	18.0
41	24,249	7.11	40,414	11.84	44,456	13.03	2,297	3,561	3,991	11.3	17.9
42	24,840	7.28	41,400	12.13	45,540	13.35	2,374	3,679	4,089	11.3	17.8
43	25,431	7.45	42,386	12.42	46,624	13.66	2,450	3,797	4,186	11.2	17.8
44	26,023	7.63	43,371	12.71	47,709	13.98	2,526	3,916	4,283	11.1	17.7
45	26,614	7.80	44,357	13.00	48,793	14.30	2,603	4,034	4,381	11.0	17.7
46	27,206	7.97	45,343	13.29	49,877	14.62	2,679	4,152	4,478	10.9	17.6
47	27,797	8.15	46,329	13.58	50,961	14.94	2,755	4,271	4,575	10.8	17.5
48	28,389	8.32	47,314	13.87	52,046	15.25	2,831	4,389	4,673	10.8	17.5
49	28,980	8.49	48,300	14.16	53,130	15.57	2,908	4,507	4,770	10.7	17.4
50	29,571	8.67	49,286	14.44	54,214	15.89	2,984	4,625	4,868	10.7	17.3
51	30,163	8.84	50,271	14.73	55,299	16.21	3,060	4,744	4,965	10.6	17.3
52	30,754	9.01	51,257	15.02	56,383	16.52	3,137	4,862	5,062	10.5	17.2
53	30,902	9.06	51,504	15.09	56,654	16.60	3,213	4,980	5,160	10.3	17.2
54	31,050	9.10	51,750	15.17	56,925	16.68	3,289	5,099	5,257	10.2	17.1
55	31,148	9.13	51,913	15.21	57,255	16.78	3,309	5,129	5,289	10.1	17.1
56	31,246	9.16	52,077	15.26	57,586	16.88	3,329	5,160	5,320	10.1	17.0
57	31,344	9.19	52,240	15.31	57,916	16.97	3,349	5,191	5,352	10.1	17.0
58	31,442	9.22	52,404	15.36	58,246	17.07	3,369	5,222	5,384	10.0	16.9
59	31,540	9.24	52,567	15.41	58,576	17.17	3,389	5,253	5,415	10.0	16.9
60	31,638	9.27	52,731	15.45	58,907	17.26	3,409	5,283	5,447	10.0	16.8
61	31,736	9.30	52,894	15.50	59,237	17.36	3,429	5,314	5,479	10.0	16.8
62	31,834	9.33	53,057	15.55	59,567	17.46	3,448	5,345	5,511	9.9	16.7
63	31,932	9.36	53,221	15.60	59,897	17.55	3,468	5,376	5,543	9.9	16.7
64	32,031	9.39	53,384	15.65	60,228	17.65	3,488	5,407	5,574	9.9	16.6
65	32,129	9.42	53,548	15.69	60,558	17.75	3,508	5,437	5,606	9.8	16.6
66	32,227	9.45	53,711	15.74	60,888	17.85	3,528	5,468	5,638	9.8	16.5
67	32,325	9.47	53,874	15.79	61,218	17.94	3,548	5,499	5,670	9.8	16.5
68	32,423	9.50	54,038	15.84	61,549	18.04	3,568	5,530	5,702	9.8	16.4
69	32,521	9.53	54,201	15.89	61,879	18.14	3,588	5,561	5,733	9.7	16.4
70	32,619	9.56	54,365	15.93	62,209	18.23	3,607	5,592	5,765	9.7	16.3
71	32,717	9.59	54,528	15.98	62,539	18.33	3,627	5,622	5,797	9.7	16.3
72	32,815	9.62	54,692	16.03	62,870	18.43	3,647	5,653	5,828	9.7	16.2
73	35,696	10.46	54,855	16.08	63,200	18.52	3,667	5,684	5,860	9.7	16.2

1. Capacity as rated: 0 ft. above sea level with piping length as main pipe (16.4 ft.) + branch pipe (98.4 ft.) = 115 ft.  
0 ft. level difference between outdoor and indoor units.  
2. Cooling capacity rating obtained with air entering the indoor unit at 80°F dry bulb (DB) and 67°F wet bulb (WB), and outdoor ambient conditions of 95°F dry bulb (DB) and 75°F wet bulb (WB).

3. Wiring cable size must comply with the applicable local and national codes.  
4. The specification may be subject to change without prior notice for purpose of improvement.  
5. Sum of connected indoor units' capacity is 24-73 kBtu/h.  
6. At least two indoor units should be connected.

# COMBINATION TABLES

## LMU540HV

Table 33: LMU540HV with Ducted Indoor Units — Rated Heating Combination Table.

Total Indoor Unit Capacity (kBtu/h)	Heating Capacity										COP	HSPF
	Minimum		Rated		Maximum		Input (W)					
	Btu/h	kW	Btu/h	kW	Btu/h	kW	Minimum	Rated	Maximum			
24	15,909	4.66	26,514	7.77	27,840	8.16	1,490	2,310	2,557	3.4	9.8	
25	16,571	4.86	27,619	8.09	29,000	8.50	1,561	2,419	2,663	3.3	9.8	
26	17,234	5.05	28,724	8.42	30,160	8.84	1,631	2,528	2,770	3.3	9.7	
27	17,897	5.25	29,829	8.74	31,320	9.18	1,701	2,637	2,876	3.3	9.7	
28	18,560	5.44	30,933	9.07	32,480	9.52	1,772	2,746	2,983	3.3	9.6	
29	19,223	5.63	32,038	9.39	33,640	9.86	1,842	2,855	3,090	3.3	9.6	
30	19,886	5.83	33,143	9.71	34,800	10.20	1,912	2,964	3,196	3.3	9.5	
31	20,549	6.02	34,248	10.04	35,960	10.54	1,983	3,073	3,303	3.3	9.5	
32	21,211	6.22	35,352	10.36	37,120	10.88	2,053	3,182	3,409	3.3	9.4	
33	21,874	6.41	36,457	10.68	38,280	11.22	2,123	3,291	3,516	3.2	9.4	
34	22,537	6.61	37,562	11.01	39,440	11.56	2,194	3,400	3,622	3.2	9.3	
35	23,200	6.80	38,667	11.33	40,600	11.90	2,264	3,509	3,729	3.2	9.3	
36	23,863	6.99	39,771	11.66	41,760	12.24	2,334	3,618	3,835	3.2	9.2	
37	24,526	7.19	40,876	11.98	42,920	12.58	2,405	3,727	3,942	3.2	9.2	
38	25,189	7.38	41,981	12.30	44,080	12.92	2,475	3,836	4,048	3.2	9.1	
39	25,851	7.58	43,086	12.63	45,240	13.26	2,545	3,945	4,155	3.2	9.1	
40	26,514	7.77	44,190	12.95	46,400	13.60	2,615	4,054	4,261	3.2	9.0	
41	27,177	7.97	45,295	13.28	47,560	13.94	2,686	4,163	4,368	3.2	9.0	
42	27,840	8.16	46,400	13.60	48,720	14.28	2,756	4,272	4,475	3.2	8.9	
43	28,503	8.35	47,505	13.92	49,880	14.62	2,826	4,381	4,581	3.2	8.9	
44	29,166	8.55	48,610	14.25	51,040	14.96	2,897	4,490	4,688	3.2	8.8	
45	29,829	8.74	49,714	14.57	52,200	15.30	2,967	4,599	4,794	3.2	8.8	
46	30,491	8.94	50,819	14.89	53,360	15.64	3,037	4,708	4,901	3.2	8.7	
47	31,154	9.13	51,924	15.22	54,520	15.98	3,108	4,817	5,007	3.2	8.7	
48	31,817	9.33	53,029	15.54	55,680	16.32	3,178	4,926	5,114	3.2	8.6	
49	32,480	9.52	54,133	15.87	56,840	16.66	3,248	5,035	5,220	3.2	8.6	
50	33,143	9.71	55,238	16.19	58,000	17.00	3,319	5,144	5,327	3.1	8.5	
51	33,806	9.91	56,343	16.51	59,160	17.34	3,389	5,253	5,433	3.1	8.5	
52	34,469	10.10	57,448	16.84	60,320	17.68	3,459	5,362	5,540	3.1	8.4	
53	34,634	10.15	57,724	16.92	60,610	17.76	3,530	5,471	5,646	3.1	8.4	
54	34,800	10.20	58,000	17.00	60,900	17.85	3,600	5,580	5,753	3.0	8.3	
55	34,910	10.23	58,183	17.05	61,021	17.88	3,614	5,602	5,776	3.0	8.3	
56	35,020	10.26	58,366	17.11	61,142	17.92	3,629	5,625	5,799	3.0	8.3	
57	35,130	10.30	58,549	17.16	61,263	17.96	3,643	5,647	5,822	3.0	8.3	
58	35,240	10.33	58,733	17.21	61,384	17.99	3,658	5,669	5,845	3.0	8.3	
59	35,349	10.36	58,916	17.27	61,505	18.03	3,672	5,692	5,868	3.0	8.3	
60	35,459	10.39	59,099	17.32	61,626	18.06	3,686	5,714	5,891	3.0	8.3	
61	35,569	10.42	59,282	17.37	61,747	18.10	3,701	5,736	5,914	3.0	8.3	
62	35,679	10.46	59,465	17.43	61,868	18.13	3,715	5,759	5,937	3.0	8.3	
63	35,789	10.49	59,648	17.48	61,989	18.17	3,730	5,781	5,960	3.0	8.3	
64	35,899	10.52	59,832	17.54	62,111	18.20	3,744	5,803	5,983	3.0	8.3	
65	36,009	10.55	60,015	17.59	62,232	18.24	3,758	5,825	6,006	3.0	8.3	
66	36,119	10.59	60,198	17.64	62,353	18.27	3,773	5,848	6,029	3.0	8.3	
67	36,229	10.62	60,381	17.70	62,474	18.31	3,787	5,870	6,052	3.0	8.3	
68	36,339	10.65	60,564	17.75	62,595	18.35	3,802	5,892	6,075	3.0	8.3	
69	36,448	10.68	60,747	17.80	62,716	18.38	3,816	5,915	6,098	3.0	8.3	
70	36,558	10.71	60,931	17.86	62,837	18.42	3,830	5,937	6,121	3.0	8.3	
71	36,668	10.75	61,114	17.91	62,958	18.45	3,845	5,959	6,144	3.0	8.3	
72	36,778	10.78	61,297	17.97	63,079	18.49	3,859	5,982	6,167	3.0	8.3	
73	36,888	10.81	61,480	18.02	63,200	18.52	3,874	6,004	6,190	3.0	8.3	

1. Capacity as rated: 0 ft. above sea level with piping length as main pipe (16.4 ft.) + branch pipe (98.4 ft.) = 115 ft.

0 ft. level difference between outdoor and indoor units.

2. Heating capacity rating obtained with air entering the indoor unit at 70°F dry bulb (DB) and 60°F wet bulb (WB), and outdoor ambient conditions of 47°F dry bulb (DB) and 43°F wet bulb (WB).

3. Wiring cable size must comply with the applicable local and national codes.

4. The specification may be subject to change without prior notice for purpose of improvement.

5. Sum of connected indoor units' capacity is 24-73 kBtu/h.

6. At least two indoor units should be connected.

# COMBINATION TABLES

## LMU540HV

Table 34: LMU540HV with Mixed Indoor Units — Rated Heating Combination Table.

Total Indoor Unit Capacity (kBtu/h)	Heating Capacity									COP	HSPF
	Minimum		Rated		Maximum		Input (W)				
	Btu/h	kW	Btu/h	kW	Btu/h	kW	Minimum	Rated	Maximum		
24	16,090	4.72	26,817	7.86	28,158	8.25	1,442	2,236	2,516	3.5	10.1
25	16,761	4.91	27,935	8.19	29,331	8.60	1,512	2,344	2,621	3.5	10.0
26	17,431	5.11	29,052	8.51	30,505	8.94	1,582	2,452	2,726	3.5	9.9
27	18,102	5.31	30,169	8.84	31,678	9.28	1,652	2,561	2,830	3.5	9.9
28	18,772	5.50	31,287	9.17	32,851	9.63	1,722	2,669	2,935	3.4	9.8
29	19,442	5.70	32,404	9.50	34,024	9.97	1,792	2,778	3,040	3.4	9.8
30	20,113	5.89	33,521	9.82	35,198	10.32	1,862	2,886	3,145	3.4	9.7
31	20,783	6.09	34,639	10.15	36,371	10.66	1,932	2,995	3,250	3.4	9.7
32	21,454	6.29	35,756	10.48	37,544	11.00	2,002	3,103	3,354	3.4	9.6
33	22,124	6.48	36,874	10.81	38,717	11.35	2,072	3,212	3,459	3.4	9.6
34	22,795	6.68	37,991	11.13	39,891	11.69	2,142	3,320	3,564	3.4	9.5
35	23,465	6.88	39,108	11.46	41,064	12.04	2,212	3,429	3,669	3.3	9.5
36	24,135	7.07	40,226	11.79	42,237	12.38	2,282	3,537	3,774	3.3	9.4
37	24,806	7.27	41,343	12.12	43,410	12.72	2,352	3,646	3,879	3.3	9.4
38	25,476	7.47	42,460	12.44	44,584	13.07	2,422	3,754	3,983	3.3	9.3
39	26,147	7.66	43,578	12.77	45,757	13.41	2,492	3,863	4,088	3.3	9.3
40	26,817	7.86	44,695	13.10	46,930	13.75	2,562	3,971	4,193	3.3	9.2
41	27,488	8.06	45,813	13.43	48,103	14.10	2,632	4,080	4,298	3.3	9.2
42	28,158	8.25	46,930	13.75	49,277	14.44	2,702	4,188	4,403	3.3	9.1
43	28,828	8.45	48,047	14.08	50,450	14.79	2,772	4,297	4,507	3.3	9.1
44	29,499	8.65	49,165	14.41	51,623	15.13	2,842	4,405	4,612	3.3	9.0
45	30,169	8.84	50,282	14.74	52,796	15.47	2,912	4,514	4,717	3.3	9.0
46	30,840	9.04	51,400	15.06	53,970	15.82	2,982	4,622	4,822	3.3	8.9
47	31,510	9.24	52,517	15.39	55,143	16.16	3,052	4,731	4,927	3.3	8.9
48	32,181	9.43	53,634	15.72	56,316	16.51	3,122	4,839	5,032	3.2	8.8
49	32,700	9.58	54,500	15.97	57,225	16.77	3,192	4,948	5,136	3.2	8.8
50	33,219	9.74	55,366	16.23	58,134	17.04	3,262	5,056	5,241	3.2	8.7
51	33,739	9.89	56,231	16.48	59,043	17.30	3,332	5,165	5,346	3.2	8.7
52	34,258	10.04	57,097	16.73	59,952	17.57	3,402	5,273	5,451	3.2	8.6
53	34,529	10.12	57,549	16.87	60,426	17.71	3,472	5,382	5,555	3.1	8.6
54	34,800	10.20	58,000	17.00	60,900	17.85	3,542	5,490	5,660	3.1	8.5
55	34,910	10.23	58,183	17.05	61,042	17.89	3,559	5,517	5,688	3.1	8.5
56	35,020	10.26	58,366	17.11	61,184	17.93	3,577	5,544	5,716	3.1	8.5
57	35,130	10.30	58,549	17.16	61,326	17.97	3,594	5,571	5,744	3.1	8.5
58	35,240	10.33	58,733	17.21	61,468	18.02	3,612	5,598	5,772	3.1	8.5
59	35,349	10.36	58,916	17.27	61,611	18.06	3,629	5,625	5,800	3.1	8.5
60	35,459	10.39	59,099	17.32	61,753	18.10	3,647	5,652	5,828	3.1	8.5
61	35,569	10.42	59,282	17.37	61,895	18.14	3,664	5,679	5,856	3.1	8.5
62	35,679	10.46	59,465	17.43	62,037	18.18	3,682	5,706	5,884	3.1	8.5
63	35,789	10.49	59,648	17.48	62,179	18.22	3,699	5,733	5,911	3.0	8.5
64	35,899	10.52	59,832	17.54	62,321	18.27	3,716	5,761	5,939	3.0	8.5
65	36,009	10.55	60,015	17.59	62,463	18.31	3,734	5,788	5,967	3.0	8.5
66	36,119	10.59	60,198	17.64	62,605	18.35	3,751	5,815	5,995	3.0	8.5
67	36,229	10.62	60,381	17.70	62,747	18.39	3,769	5,842	6,023	3.0	8.5
68	36,339	10.65	60,564	17.75	62,889	18.43	3,786	5,869	6,051	3.0	8.5
69	36,448	10.68	60,747	17.80	63,032	18.47	3,804	5,896	6,079	3.0	8.5
70	36,558	10.71	60,931	17.86	63,174	18.52	3,821	5,923	6,107	3.0	8.5
71	36,668	10.75	61,114	17.91	63,316	18.56	3,839	5,950	6,134	3.0	8.5
72	36,778	10.78	61,297	17.97	63,458	18.60	3,856	5,977	6,162	3.0	8.5
73	36,888	10.81	61,480	18.02	63,600	18.64	3,874	6,004	6,190	3.0	8.5

1. Capacity as rated: 0 ft. above sea level with piping length as main pipe (16.4 ft.) + branch pipe (98.4 ft.) = 115 ft.

0 ft. level difference between outdoor and indoor units.

2. Heating capacity rating obtained with air entering the indoor unit at 70°F dry bulb (DB) and 60°F wet bulb (WB), and outdoor ambient conditions of 47°F dry bulb (DB) and 43°F wet bulb (WB).

3. Wiring cable size must comply with the applicable local and national codes.

4. The specification may be subject to change without prior notice for purpose of improvement.

5. Sum of connected indoor units' capacity is 24-73 kBtu/h.

6. At least two indoor units should be connected.

# CONTROLS

## Individual Control



Model	Description
PQRCHA0Q	Simple Wired Remote Controller (Black w/o mode selection)
PQRCHA0QW	Simple Wired Remote Controller (White w/o mode selection)
PQRVCLOQ	Simple Wired Remote Controller (Black)
PQRVCLOQW	Simple Wired Remote Controller (White)
PREMTA000	Premium Wire Controller, GEN 4
PREMTB10U	Programmable Wired Controller
PQWRHQ0FDB	Wireless Remote Controller

## Central Control



Model	Description
PQCSZ250S0	AC EZ Central Controller
PACP4B000	ACP IV
PACS4B000	AC Smart IV

## Integration Devices



Model	Description
PDRYCB100	Simple Dry Contact
PDRYCB300	Dry Contact for Thermostat (5-12Vdc, 24Vac)
PQDSBC1	Dry Contact for Economizer
PQRSTA0	Remote Temperature Sensor
PZCWRC1	32.8' Wired Remote Extension Cable
PZCWRCG3	Group Control Cable Kit (required for each additional A/H with single zone controller)
PMNFP14A1	PI 485 for DFS OUTDOOR
PBACNA000	AC Smart BACnet® Gateway
PLNWKB100	LonWorks® Gateway
PQNFB17C1	ACP BACnet® Gateway

# ACCESSORIES

## Indoor Accessories



Type	Model	Description	Used with
Smart AC	PCRCUDT3	Smart AC WLAN Module	See Compatibility Table
Aux Heater Relay Kit	PRARH0	Auxiliary Heat Kit for Cassettes & Ducted IDUs	See Compatibility Table
	PRARS1	Auxiliary Heat Kit for Wall-Mounted IDUs	See Compatibility Table
Auto Elevation Grill	PTEGMO	Auto Elevation Grill Kit	LCN***HV
Cassette Cover	PTDCM	Decorative Cover for 4-Way Ceiling Cassettes Using PT-UMC1 Grill	LCN***HV
	PTDCQ	Decorative Cover for 4-Way Ceiling Cassettes Using PT-UQC Grill	LMCN***HV
Cassette Grill	PT-UMC1	4-Way Ceiling Cassette Matte Grill	LCN***HV
	PT-UMC1B	4-Way Ceiling Cassette Black Grill	LCN***HV
	PT-UQC	4-Way Ceiling Cassette Matte Grill	LMCN***HV
	PT-QCHW0	4-Way Ceiling Cassette 2X2 Matte Grill	LMCN***HV
Cassette Ventilation	PTVK410	Ventilation Air Intake Spacer for 4-Way Ceiling Cassettes (requires PTVK420)	LCN***HV
	PTVK420	6" Ø Ventilation Air Connection for 4-Way Ceiling Cassettes (requires PTVK410)	LCN***HV
	PTVK430	3" Ø Ventilation Air Connection for all 4-Way Ceiling Cassettes	LCN***HV, LMCN***HV
Plasma Filter Kit	PTPKM0	Plasma Filter Kit for 4-Way Ceiling Cassette	LCN***HV
	PTPKQ0	Plasma Filter Kit for 4-Way Ceiling Cassette	LMCN***HV
VAHU HEAT KIT	ANEH053B1	5 kw Electric Heat Kit for VAHU	LMVN***HV
	ANEH103B2	10 kw Electric Heat Kit for VAHU	LMVN***HV
	ANEH153B2	15 kw Electric Heat Kit for VAHU	LMVN***HV
	ANEH203B2	20 kw Electric Heat Kit for VAHU	LMVN***HV
HSD Filter Box	ZFBXBG01A	High-capacity filter box for BG HSD chassis	LMHN***HV, LHN247HV
	ZFBXBR01A	High-capacity filter box for BR HSD chassis	LHN367HV

## Outdoor Accessories



Category	Model	Description	Used with
Wind Baffle	ZLABGP01A	Wind Baffle for Low Ambient Cooling	9kBtu & 12kBtu   HSV4, HYV1, HVP
	ZLABGP02A	Wind Baffle for Low Ambient Cooling	18kBtu+   HSV4, HV3, HLV
	ZLABGP03A	Wind Baffle for Low Ambient Cooling	24kBtu   HSV2, HSV3
	ZLABGP04A	Wind Baffle for Low Ambient Cooling	LMU18CHV, LMU24CHV LMU30CHV, LMU36CHV, LUU187HV, LUU247HV LMU480HV, LMU540HV, LUU367HV, LUU427HV <sup>1</sup>
Base Pan Heater	PQSH1200	Base Pan Heater for Multi F	All Multi F and Multi F MAX Outdoor Units
	PQSH1201	Base Pan Heater for Single Zone	LSU180HSV4, LAU240HSV3 <sup>2</sup>

## Air Technologies



Category	Model	Description
ERV	ARVU053ZEA2	Energy Recovery Ventilator 465 cfm
	ARVU063ZEA2	Energy Recovery Ventilator 600 cfm
	ARVU093ZFA2	Energy Recovery Ventilator 900 cfm
	ARVU123ZFA2	Energy Recovery Ventilator 1,200 cfm
ERV Accessory	PSNFP14A0	PI485 for ERV (INDOOR)
	PES-CORV0	CO <sub>2</sub> Sensor

1. LMU480HV, LMU540HV, LUU367HV, and LUU427HV require Qty. 2 of ZLABGP04A.  
2. Base Pan Heater is factory supplied for 9kBtu and 12kBtu systems in the following series: HSV4, HVP, HYV1.

# CONTROLS & ACCESSORIES COMPATIBILITY

## Indoor Accessories



Single Zone		Smart AC Wi-Fi Module	Premium Remote Controller	Simple Dry Contact	Dry Contact	Dry Contact for Thermostat	Remote Temp Sensor	Group Control	Cable Extension	Aux Heater Relay Kit	Aux Heater Relay Kit
		PCRCUDT3	PREMTA000A	PDRYCB100	PDRYCB400	PDRYCB300	PQRSTA0	PZCWRCG3	PZCWRC1	PRARS1	PRARH0
<b>Mega</b>	LS---HEV1	X	X	X	X	X	X	X	X	X	-
<b>Mega 115V</b>	LS---HXV	X	0	0	0	0	X	X	0	X	-
	LS---HSV4	0	0	0	0	0	X	X	0	X	-
<b>Standard</b>	LS240HSV3	0	0	0	0	0	X	X	0	X	-
	LS---HV3	0	0	0	0	0	X	X	0	X	-
<b>Longpipe</b>	LS---HLV	X	0	0	0	0	X	X	0	X	-
<b>Art Cool Gallery</b>	LA---HVP	X	0	0	0	0	X	X	0	X	-
<b>Art Cool Mirror</b>	LA---HSV4	X	0	0	0	0	X	X	0	X	-
	LA240HSV3	X	0	0	0	0	X	X	0	X	-
<b>Art Cool Premier</b>	LA---HYV1	0	0	0	0	0	X	X	0	X	-
<b>Cassette</b>	LC---HV	X	0	0	0	0	0	0	0	-	0
<b>Ducted</b>	LH---HV	X	0	0	0	0	0	0	0	-	0
Multi Zone		Smart AC Wi-Fi Module	Premium Remote Controller	Simple Dry Contact	Dry Contact	Dry Contact for Thermostat	Remote Temp Sensor	Group Control	Cable Extension	Aux Heater Relay Kit	Aux Heater Relay Kit
		PCRCUDT3	PREMTA000A	PDRYCB100	PDRYCB400	PDRYCB300	PQRSTA0	PZCWRCG3	PZCWRC1	PRARS1	PRARH0
<b>Standard</b>	LMN078HVT	X	0	0	0	0	X	0	0	0	-
	LSN090HSV4	X	0	0	0	0	X	0	0	0	-
	LSN120HSV4	X	0	0	0	0	X	0	0	0	-
	LMN158HVT	X	0	0	0	0	X	0	0	0	-
	LSN180HSV4	X	0	0	0	0	X	0	0	0	-
	LMN248HVT	X	0	0	0	0	X	0	0	0	-
<b>Art Cool Mirror</b>	LAN090HSV4	X	0	0	0	0	X	0	0	0	-
	LAN120HSV4	X	0	0	0	0	X	0	0	0	-
	LAN180HSV4	X	0	0	0	0	X	0	0	0	-
<b>Art Cool Gallery</b>	LMAN097HVP	X	0	0	0	0	X	0	0	0 <sup>1</sup>	-
	LMAN127HVP	X	0	0	0	0	X	0	0	0 <sup>1</sup>	-
<b>Cassette</b>	LMCN077HV	X	0	0	0	0	0	0	0	-	0
	LMCN097HV	X	0	0	0	0	0	0	0	-	0
	LMCN125HV	X	0	0	0	0	0	0	0	-	0 <sup>2</sup>
	LMCN185HV	X	0	0	0	0	0	0	0	-	0 <sup>2</sup>
	LMDN096HV	X	0	0	0	0	0	0	0	-	0
<b>Ceiling Concealed Duct</b>	LMDN126HV	X	0	0	0	0	0	0	0	-	0
	LMDN186HV	X	0	0	0	0	0	0	0	-	0
<b>High-Static Duct</b>	LMHN240HV	X	0	0	0	0	0	0	0	-	0
	LMHN360HV	X	0	0	0	0	0	0	0	-	0
<b>Vertical AHU</b>	LMVN240HV	X	0	0	0	0	0	0	0	-	0
	LMVN360HV	X	0	0	0	0	0	0	0	-	0

"0" in a cell indicates available; "X" indicates not available; "-" indicates not applicable.

IDUs shown compatible with wired Premium Remote Controller (PREMTA000A) are compatible with all LG wired controllers.

Some IDUs have a control wire terminal block to connect a wired controller with field-supplied control cable instead of the LG control cable (with Molex connection). See IDU engineering manual or installation manual for details.

1. Emergency Heat Function is not available with Aux Heat Relay Kit.

2. Aux Heat Relay Kit is applicable for models produced after June 2014.

# CONTROLS & ACCESSORIES COMPATIBILITY

## Outdoor Accessories



PMNFP14A1



PQCSZ250S0



PACS4B000  
PBACNA000



PACP4B000



PQNFB17C1



PLNWKB100



PSWMOZ3

Single Zone		PI485 for ODU	PDI	AC EZ Central Control	AC Smart IV Central Control	ACP IV Central Control	AC Smart BACnet*	ACP IV BACnet*	ACP LonWorks*	LG SIMS
		PMNFP14A1	PQNUD1S41	PQCSZ250S0	PACS4B000	PACP4B000	PBACNA000	PQNFB17C1	PLNWKB100	PSWMOZ3
<b>Mega</b>	LS---HEV1	X	X	X	X	X	X	X	X	O
	Mega 115V	X	X	X	X	X	X	X	X	O
<b>Standard</b>	LS---HSV4	O	O	O	O	O	O	O	O	O
	LS240HSV3	O	O	O	O	O	O	O	O	O
	LS---HV3	O	O	O	O	O	O	O	O	O
<b>Longpipe</b>	LS---HLV	O	O	O	O	O	O	O	O	O
<b>Art Cool Gallery</b>	LA---HVP	X	X	X	X	X	X	X	X	O
<b>Art Cool Mirror</b>	LA---HSV4	O	O	O	O	O	O	O	O	O
	LA240HSV3	O	O	O	O	O	O	O	O	O
<b>Art Cool Premier</b>	LA---HYV1	X	X	X	X	X	X	X	X	O
<b>Cassette</b>	LC---HV	O	O	O	O	O	O	O	O	O
<b>Ducted</b>	LH---HV	O	O	O	O	O	O	O	O	O
Multi Zone		PI485 for ODU	PDI	AC EZ Central Control	AC Smart IV Central Control	ACP IV Central Control	AC Smart BACnet*	ACP IV BACnet*	ACP LonWorks*	LG SIMS
		PMNFP14A1	PQNUD1S41	PQCSZ250S0	PACS4B000	PACP4B000	PBACNA000	PQNFB17C1	PLNWKB100	PSWMOZ3
<b>Multi F</b>	LMU18CHV	O	O	O	O	O	O	O	O	O
	LMU24CHV	O	O	O	O	O	O	O	O	O
	LMU30CHV	O	O	O	O	O	O	O	O	O
	LMU36CHV	O	O	O	O	O	O	O	O	O
<b>Multi F Max</b>	LMU480HV	O	O	O	O	O	O	O	O	O
	LMU540HV	O	O	O	O	O	O	O	O	O

\*"O" in a cell indicates available, "X" indicates not available; "-" indicates not applicable.



# ENERGY STAR® SYSTEMS

With several models winning the Energy Star® Most Efficient designation, LG Air Conditioning Systems have industry-leading SEER and HSPF ratings.

## Single Zone Systems

AHRI Reference Number	Outdoor	Indoor	EER 95°F	SEER	HSPF	Most Efficient <sup>1</sup>
7947563	LAU090HYV1	LAN090HYV1	15.65	27.50	12.00	
7849625	LAU120HYV1	LAN120HYV1	13.80	25.50	12.00	
7484109	LSU090HSV4	LAN090HSV4	13.30	21.50	10.80	★
7484111	LSU120HSV4	LAN120HSV4	12.50	21.50	11.00	★
7484113	LSU180HSV4	LAN180HSV4	12.60	20.50	9.70	★
7484110	LSU090HSV4	LSN090HSV4	13.30	21.50	10.80	★
7484112	LSU120HSV4	LSN120HSV4	12.50	21.50	11.00	★
7484114	LSU180HSV4	LSN180HSV4	12.60	20.50	9.70	★
6236101	LSU240HSV3	LSN240HSV3	12.50	20.00	10.20	★
8032527	LSU090HEV1	LSN090HEV1	12.50	19.00	9.00	
5859619	LUU187HV	LCN187HV	15.00	20.00	10.10	
5584107	LUU247HV	LCN247HV	12.60	17.00	9.70	
5859620	LUU367HV	LCN367HV	13.50	19.00	9.50	
7012586	LSU240HLV	LSN240HLV	12.50	21.50	11.00	★

## Multi Zone Systems

AHRI Reference Number	Outdoor	Indoor	EER 95°F	SEER	HSPF
7180060	LMU18CHV	Non-Ducted Indoor Units	13.00	22.00	9.70
7180062	LMU24CHV	Non-Ducted Indoor Units	13.50	21.70	10.60
7184507	LMU24CHV	Mixed Ducted and Non-Ducted Indoor Units	12.50	19.60	10.20
8111355	LMU30CHV	Non-Ducted Indoor Units	13.00	22.00	10.00
7180063	LMU36CHV	Non-Ducted Indoor Units	13.00	22.00	10.00
8111358	LMU480HV	Non-Ducted Indoor Units	12.50	19.50	10.00

Note:

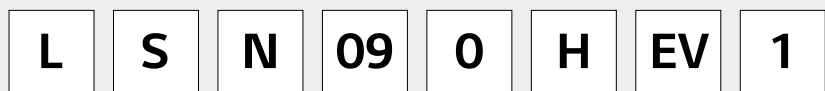
1. List is current as of December 2015. For the most up-to-date list of Energy Star® and Energy Star® Most Efficient models, visit the AHRI Directory at [ahridirectory.org](http://ahridirectory.org).



ENERGY STAR® is a joint program of the U.S. Environmental Protection Agency (EPA) and the U.S. Department of Energy (DOE) created to promote energy-efficient products and practices. The ENERGY STAR® logo helps homeowners identify which products meet energy efficiency performance levels set by U.S. EPA and U.S. DOE.

# HOW TO READ LG MODEL NUMBERS

## SINGLE ZONE SYSTEMS – INDOOR/OUTDOOR



Brand      Family      Component      Nominal Capacity      Generation      Cycle      Product Type      Features

<b>Brand</b>	<b>L</b>	LG					
<b>Family</b>	<b>A</b>	Art Cool Wall-Mounted				<b>U</b>	Cassette/Duct ODU
	<b>C</b>	Four-Way Ceiling Cassette				<b>S</b>	Standard Wall-Mounted
	<b>H</b>	Ceiling-Concealed Duct (High Static)					
<b>Component</b>	<b>N</b>	Indoor Unit				<b>U</b>	Outdoor Unit
<b>Nominal Capacity</b>	<b>09</b>	9,000				<b>30</b>	30,000
	<b>12</b>	12,000				<b>36</b>	36,000
	<b>18</b>	18,000				<b>42</b>	42,000
	<b>24</b>	24,000					
<b>Generation</b>	<b>0-7</b>						
<b>Cycle</b>	<b>H</b>	Heat Pump					
<b>Product Type</b>	<b>EV</b>	Mega Inverter				<b>V</b>	Standard Inverter
	<b>LV</b>	Extended Pipe Inverter				<b>VP</b>	Art Cool Gallery Inverter
	<b>SV</b>	Art Cool Mirror Inverter				<b>XV</b>	Mega 115v Inverter
		High-Efficiency Inverter				<b>YV</b>	Art Cool Premier Inverter
<b>Features</b>	<b>1-2-3-4</b>	Model-Specific Features/Improvements					

## MULTI ZONE SYSTEMS – INDOOR/OUTDOOR



Brand      Family      Product      Nominal Capacity      Generation      Cycle/Type      Style

<b>Brand</b>	<b>L</b>	LG					
<b>Family</b>	<b>M</b>	Multi Zone					
<b>Product</b>	<b>AN</b>	Art Cool Wall-Mounted Indoor Unit				<b>N</b>	Standard Wall-Mounted Indoor Unit
	<b>CN</b>	Four-Way Ceiling-Cassette Indoor Unit				<b>U</b>	Outdoor Unit
	<b>DN</b>	Ceiling-Concealed Duct (Low-Static) Indoor Unit				<b>VN</b>	Vertical-Horizontal Air Handling Indoor Unit
	<b>HN</b>	Ceiling-Concealed Duct (High-Static) Indoor Unit					
<b>Nominal Capacity</b>	<b>07</b>	7,000				<b>24</b>	24,000
	<b>09</b>	9,000				<b>30</b>	30,000
	<b>12</b>	12,000				<b>36</b>	36,000
	<b>15</b>	15,000				<b>48</b>	48,000
	<b>18</b>	18,000				<b>54</b>	54,000
<b>Generation</b>	<b>0-5-6-7-8-C</b>						
<b>Cycle/Type</b>	<b>H</b>	Heat Pump				<b>V</b>	Inverter
<b>Style</b>	<b>P</b>	Art Cool Gallery IDU				<b>T</b>	High Wall IDU



## LG Electronics USA, Inc.

Air Conditioning Systems

4300 North Point Parkway, Alpharetta, GA 30022

[www.lghvac.com](http://www.lghvac.com)    [www.lg-dfs.com](http://www.lg-dfs.com)

Distributed by

